

# Monthly Operations Report



January 2023

An abstract, stylized illustration of a city skyline. The buildings are rendered in vibrant colors like blue, green, and yellow, with sharp, angular lines. A large, intense fire with orange and red flames is depicted at the top and bottom of the image, partially obscuring the buildings. The overall style is graphic and modern.

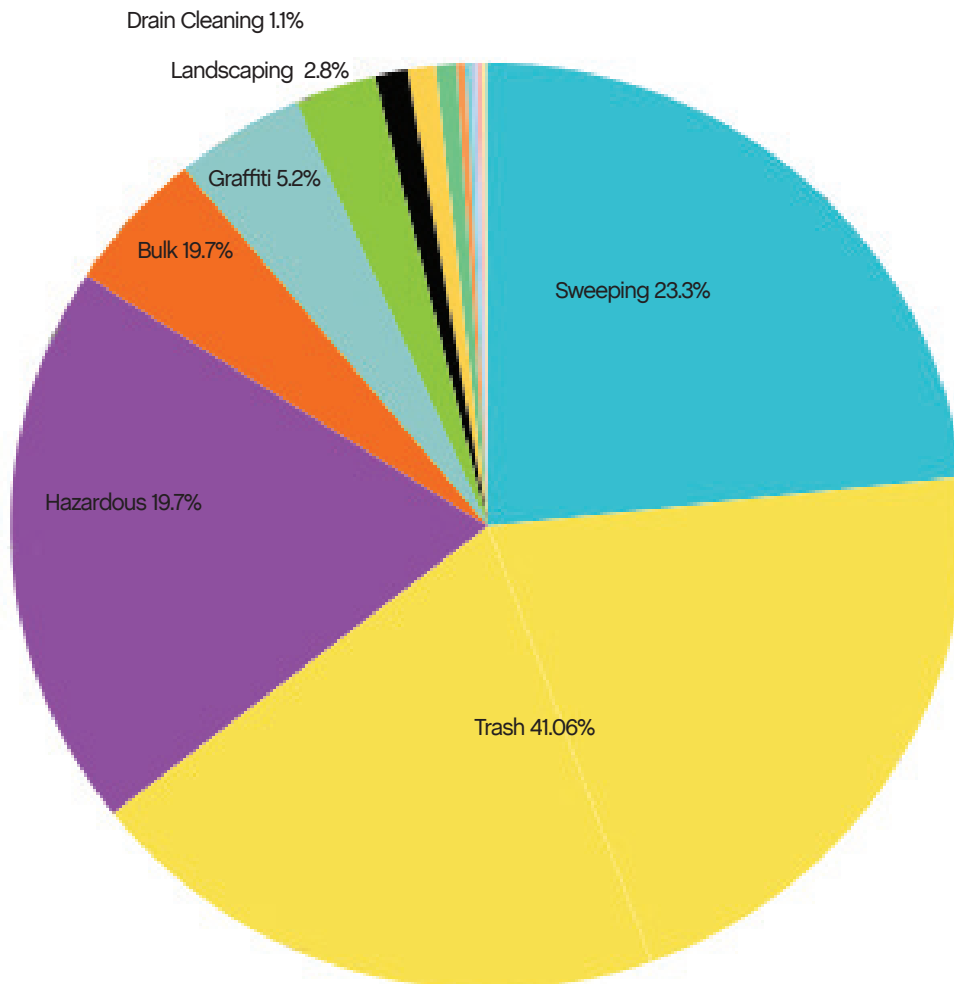
Jia

# 89,775

## Total pounds of garbage removed

December's\* trash haul represents  
a **+34%** change from December 2022

\*Reduced holiday hours had an affect on the amount of garbage collected in December



# 16,148

## Total cleaning tasks completed

4,199 Sweeping Tasks	23.3%
3,553 Hazardous Tasks	19.7%
7,398 Trash Bag & Pickup Tasks	41.06%
503 Landscaping Tasks	2.8%
199 Drain Cleaning	1.1%
832 Graffiti Tasks	5.2%
924 Bulk Removal	5.8%
505 Other	1.8%
127 Big Belly	
171 SF 311 Outbound	
34 Dog Stations	
19 Non Emergency Calls	
47 Hanging Baskets	
18 Pressure Washer	
36 Pole Cleaning	
53 Street Sweeper	





© Mapbox © OpenStreetMap



## Sources

99%+

of cleaning tasks were created by  
SOMA West.

<1%

of tasks were inbound from SF311.

Trash activity is excluded.

## Task activity

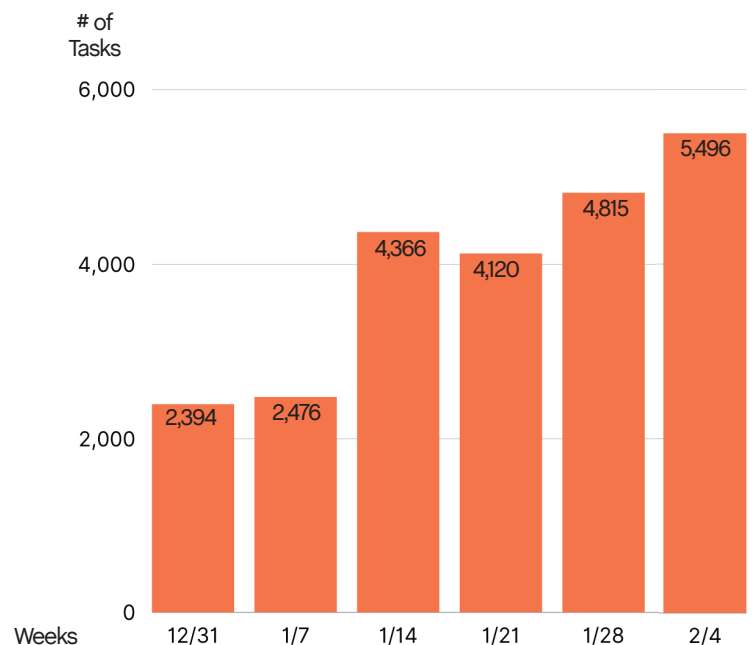
Increased by 11.6%

month-over-month from  
December 2022\*

\*Decembers hours were limited due to  
reduced holiday hours



## January 2023 Weekly Task Chart





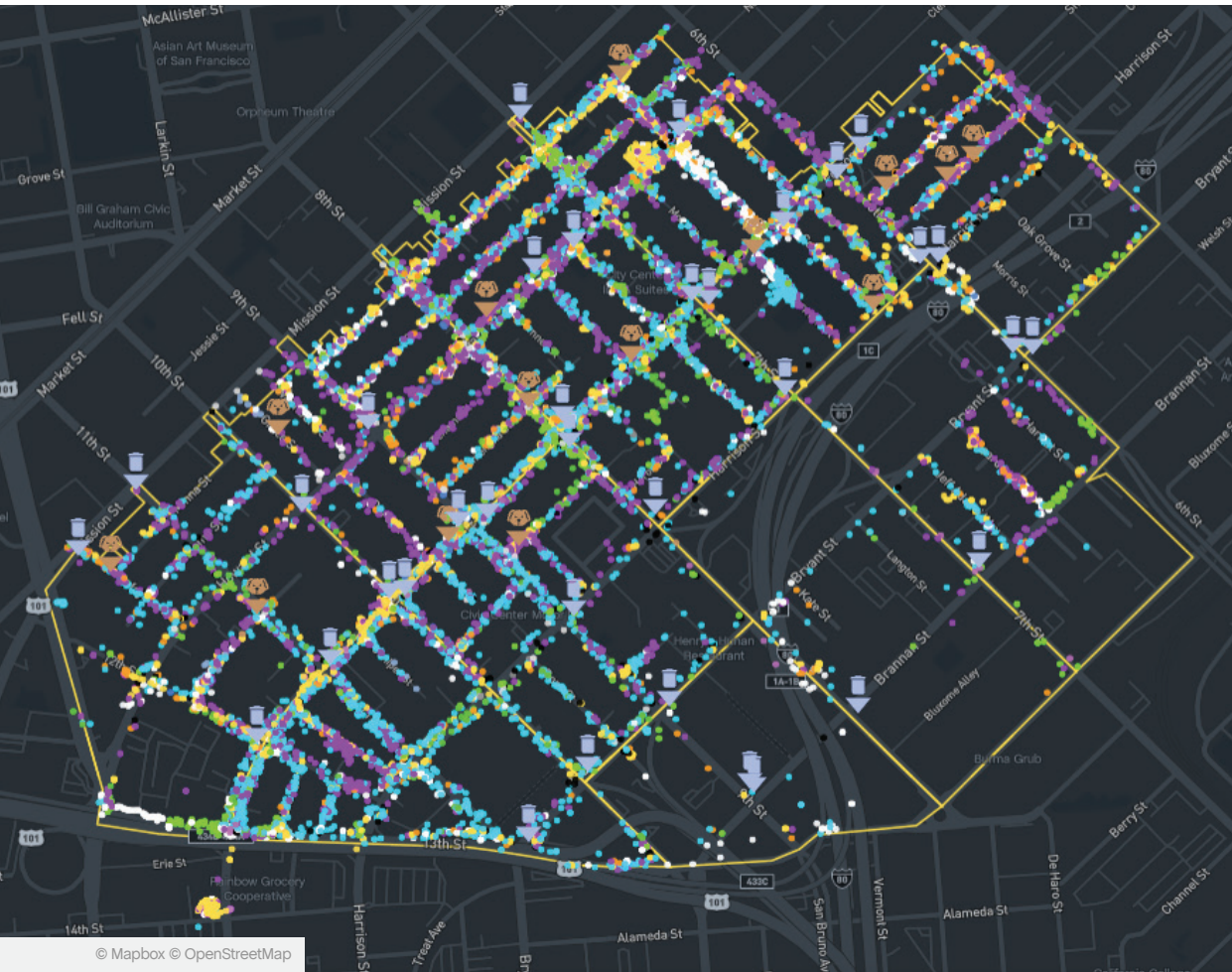
# Employee of the Month



Edwin Moore



2023's first employee of the month is no stranger to the title - this is his third time earning the distinction - Edwin Moore! Even more special this month is that his team members nominated him for the title. Ed is a SOMA neighborhood fixture widely loved by colleagues and the community. This month, his willingness to step into different roles to help the team out stood out. No job is too big or small for Ed - he's always willing to step up.



## Monthly Tasks Map

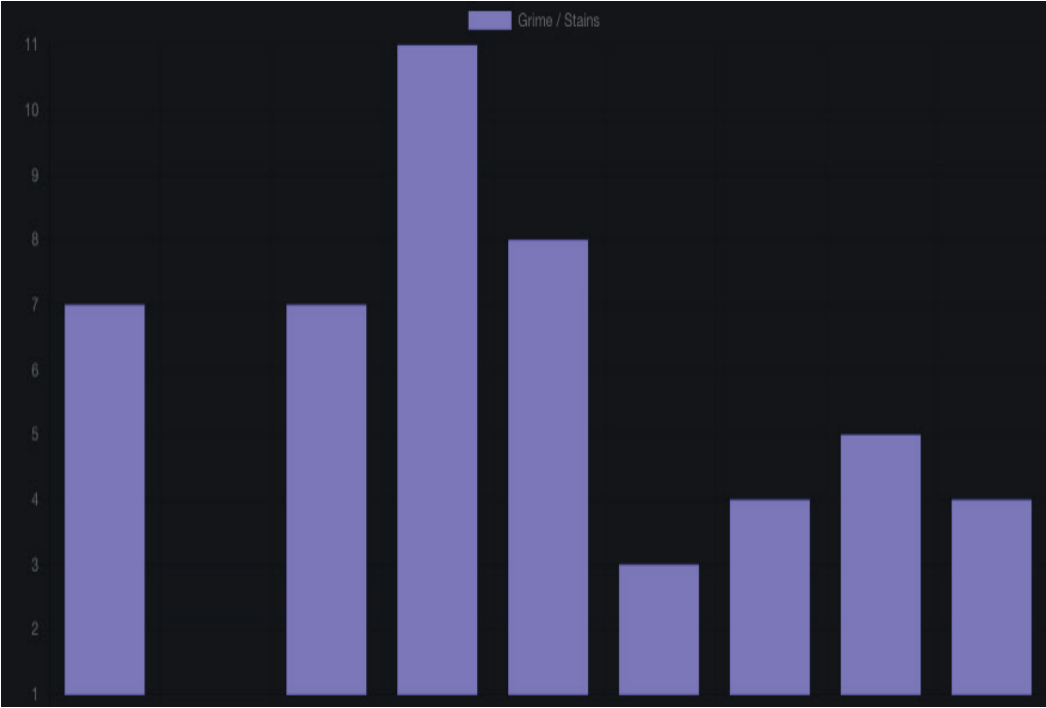
### Key

- Trash
- Sweeping
- Graffiti
- Landscaping
- Hazardous
- Bulk
- Dog Stations
- SF311 Outbound
- 911 Call
- Street Sweeper
- Hanging Baskets
- Non-Emergency

Trash activity is excluded.



Total Power Washing Tasks Completed Daily





50

Total cleaning tasks completed









300+  
Rain Ponchos

200+  
Pairs of socks &  
beanies

+ Hygiene kits, snacks, and water  
handed out to our unhoused  
neighbors during one of the  
wettest months in recent history



#### Monthly Encampment Map

Here, we're highlighting  
encampment counts & trends  
throughout the district.

This map shows 2,304 total  
tent counts, an average of  
74.3 per day.



© Mapbox © OpenStreetMap





Powered by Jia