

Monthly Operations Report



February 2023

A vibrant mural serves as the background for the report cover. It depicts a large, gnarled tree trunk with thick, brown bark. Several windows are visible in the upper part of the tree, showing interior spaces with people and equipment. At the bottom of the image, there are large, colorful flowers in shades of red, orange, and pink. The overall style is artistic and illustrative.

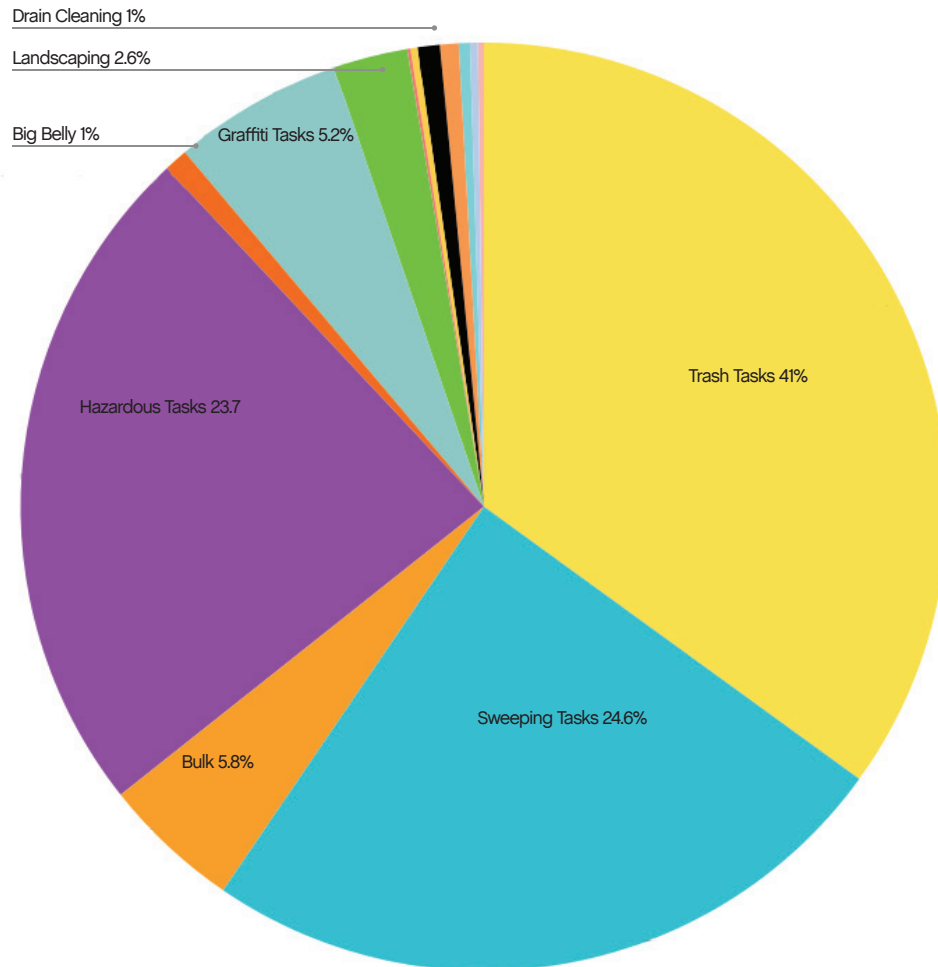
Jia

83,650

Total pounds of garbage removed

February's trash haul represents a **-6.8%** change from January 2023*

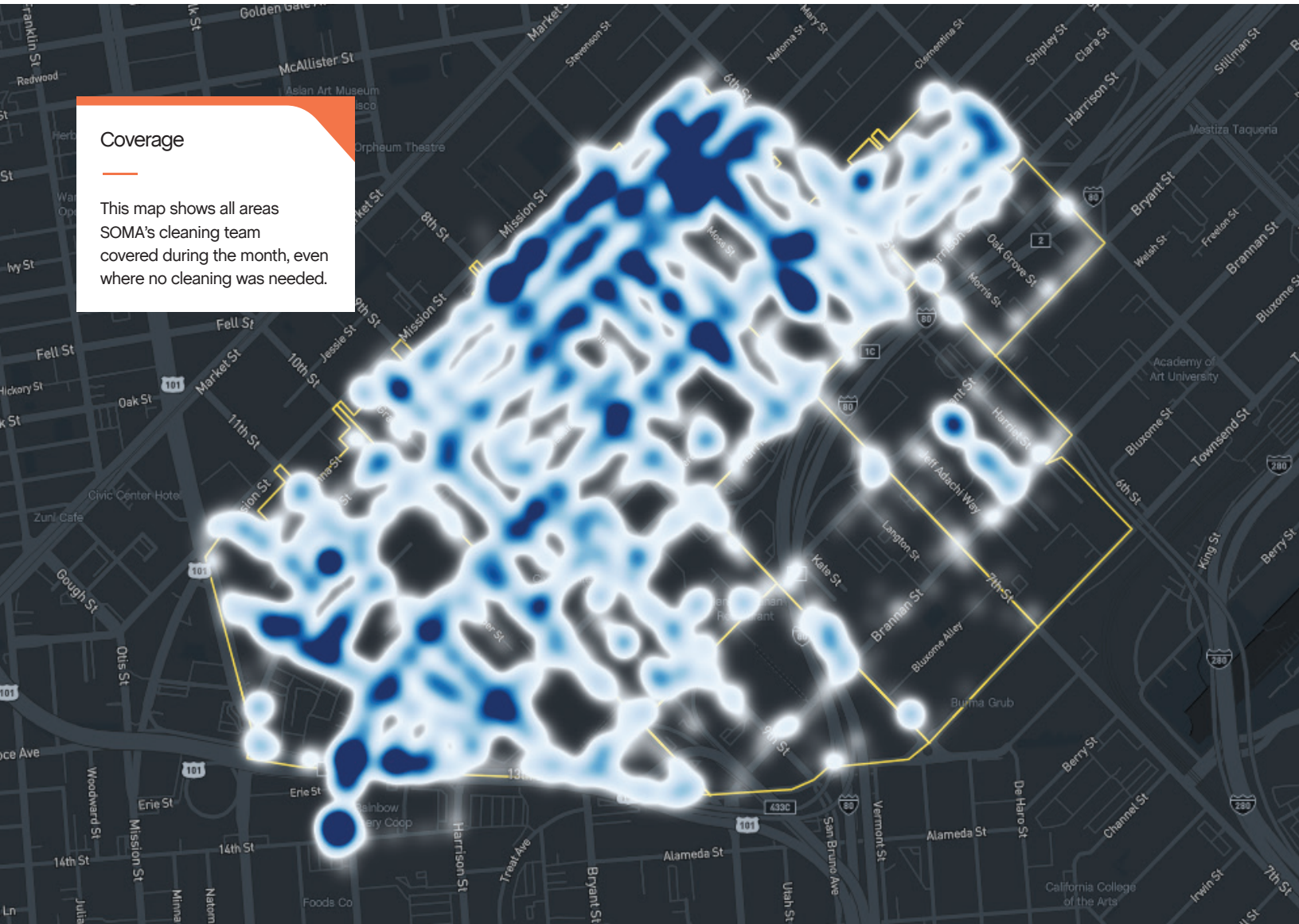
*Does not include bulk tasks



18,567

Total cleaning tasks completed

4,561 Sweeping Tasks	24.6%
4,401 Hazardous Tasks	23.7%
6,503 Trash Bag & Pickup Tasks	35%
481 Landscaping Tasks	2.6%
144 Drain Cleaning	0.78%
1,101 Graffiti Tasks	5.9%
897 Bulk Removal	4.8%
458 Other	1.8%
153 Big Belly	
121 Pole Cleaning	
51 Street Sweeper	
72 SF 311 Outbound	
39 Dog Stations	
22 Pressure Washer	



Coverage

This map shows all areas SOMA's cleaning team covered during the month, even where no cleaning was needed.

© Mapbox © OpenStreetMap



Sources

99%+

of cleaning tasks were created by
SOMA West.

<1%

of tasks were inbound from SF311.

Trash activity is excluded.

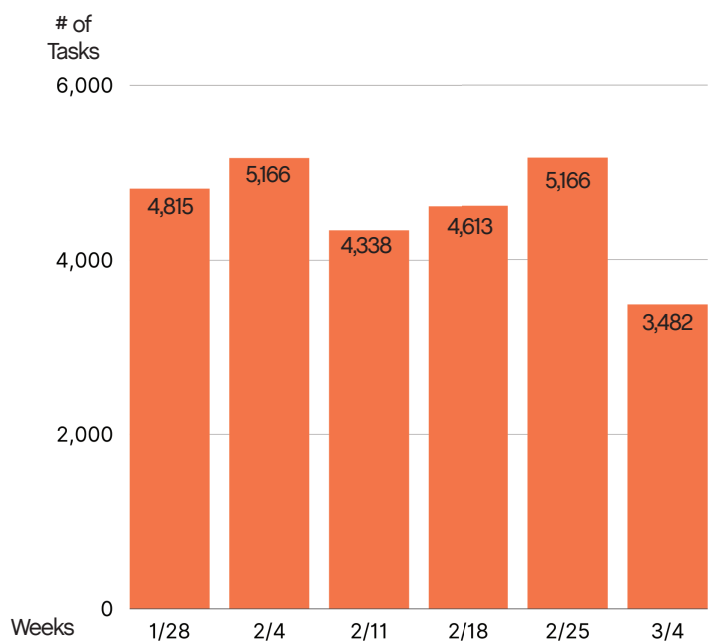
Task activity

Increased by 3%

month-over-month from
January 2023



February 2023 Weekly Task Chart

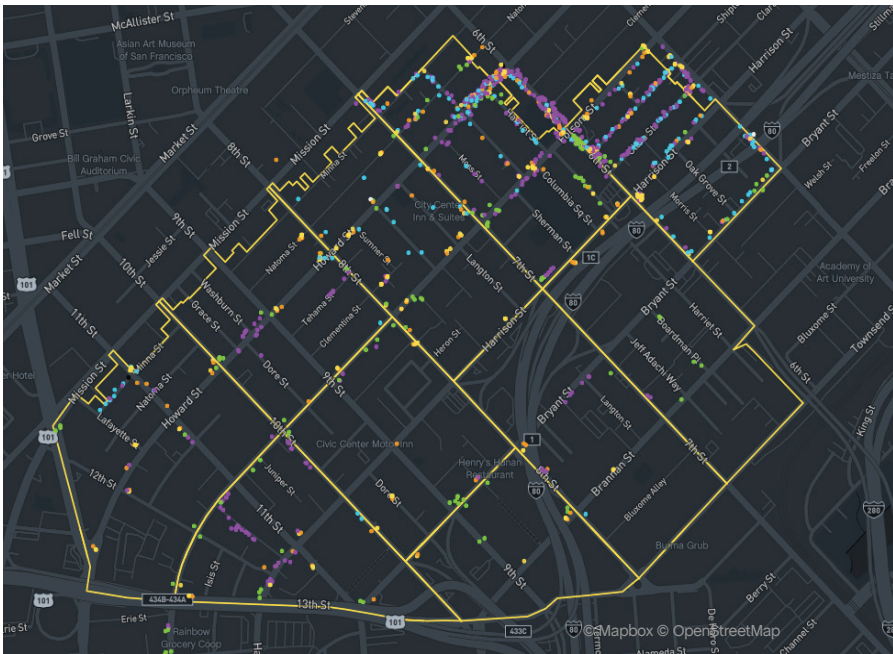


Employee of the Month















Rey Lopez 

February 2023's Employee of the Month is Rey Lopez, a valuable team player who consistently goes above and beyond. Rey always has a positive attitude and a willingness to help others, often stepping up to cover for his colleagues when needed. He creates a positive environment for the team. Rey was promoted to full-time graffiti painter last year and continues to excel.



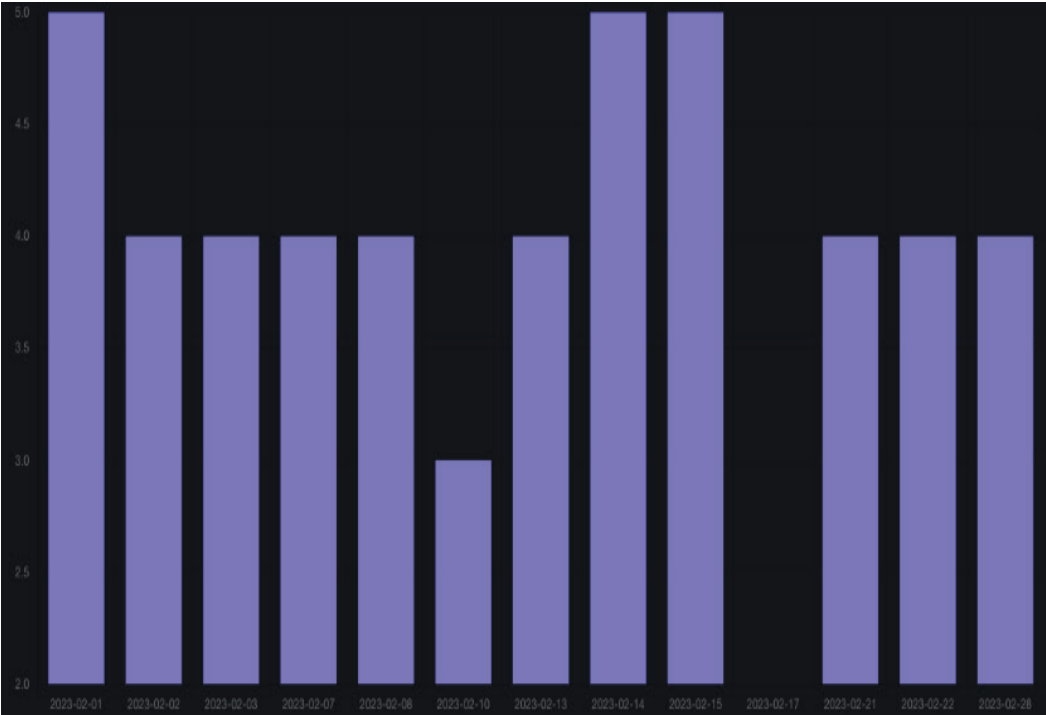
Monthly Tasks Map

Key

-  Trash
-  Sweeping
-  Graffiti
-  Landscaping
-  Hazardous
-  Bulk
-  Dog Stations
-  SF311 Outbound
-  911 Call
-  Street Sweeper
-  Hanging Baskets
-  Non-Emergency

Trash activity is excluded.



Total Power Washing Tasks Completed Daily



52

Total power washing tasks completed





120

Total Outreach
cases addressed



Monthly Encampment Map

Here, we're highlighting
encampment counts & trends
throughout the district.

This map shows 2,996 total
tent counts, an average of
107 per day.



© Mapbox © OpenStreetMap



Powered by Jia