

Monthly Operations Report



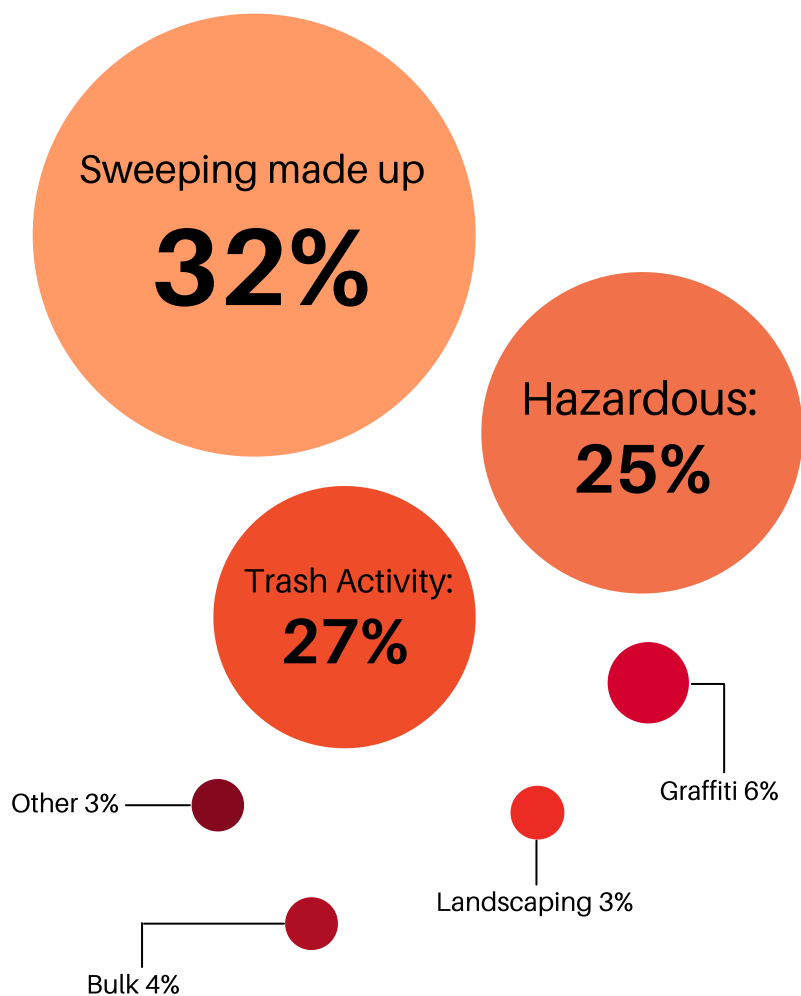
August 2021



56,825

Total pounds of garbage removed

July's trash haul represents
a -2.3% change from July.



20,020

Total cleaning tasks completed

5,810 Sweeping Tasks	32%
4,431 Hazardous Tasks	25%
3,824 Code Brown	
5 Vomit	
10 Needle pickup	
592 Misc Hazardous	
4,855 Trash Bag & Pickup Tasks	27%
1,686 Landscaping Tasks	3%
612 Tree Wells	
1026 Weeding	
48 Tree Trimmings	
1,014 Graffiti Tasks	6%
726 Bulk Removal Tasks	4%
Other	3%
70 SF 311 Outbound	
106 Dog Stations	

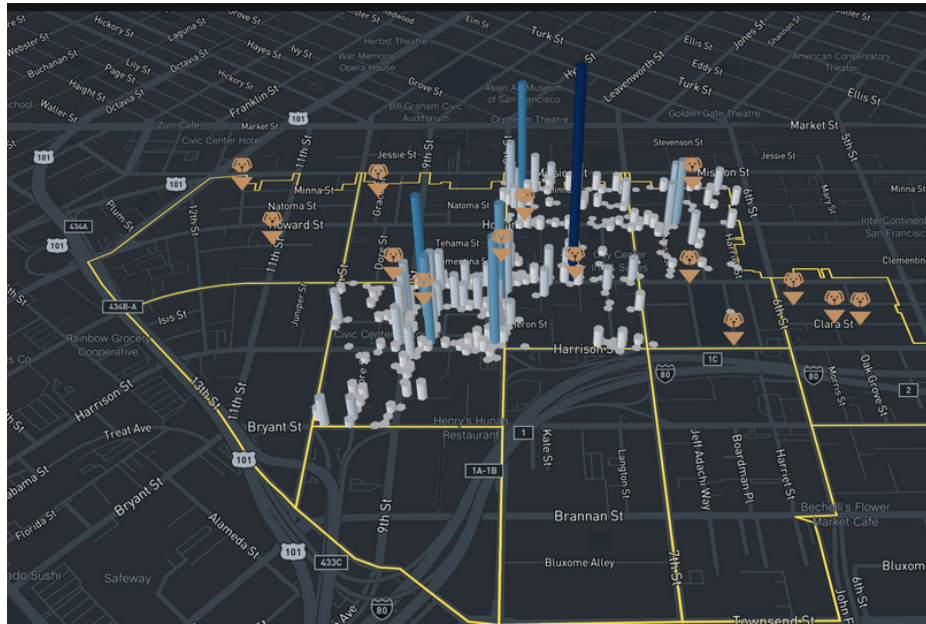
Employee of the Month



Gordon Rowe



Gordon Rowe in August's Employee of the Month! Gordon was named Employee of the Month because he has consistently shown outstanding work ethic and has been a great team member to our crew. He primarily works in Zone 4 but is always ready to step up when coverage is needed. Fun fact: Gordon has a background in the culinary arts. We're grateful that Gordon has brought his creativity and passion to his job here at SOMA West.



Monthly Task Map

Key

- Sweep
- Hazardous
- Graffiti
- Landscaping
- Bulk
- SF311 Outbound
- 911 Call
- Non-Emergency

Trash activity is excluded.

District Sweeping




Bulk Collection



District Sweeping



Bulk Collection



District Sweeping



Bulk Collection



Graffiti



Landscaping



167

Total outreach cases addressed

162 Encampment Cases	97%
1 Drug Cases	1%
0 Mental Health Cases	0%
4 Needle pickups	2%

Monthly
Encampment Map

Here, we're highlighting encampment counts and trends throughout the district.



