

Monthly Operations Report



July 2021

Jia

58,200

Total pounds of garbage removed

July's trash haul represents a **+4%** change from June.

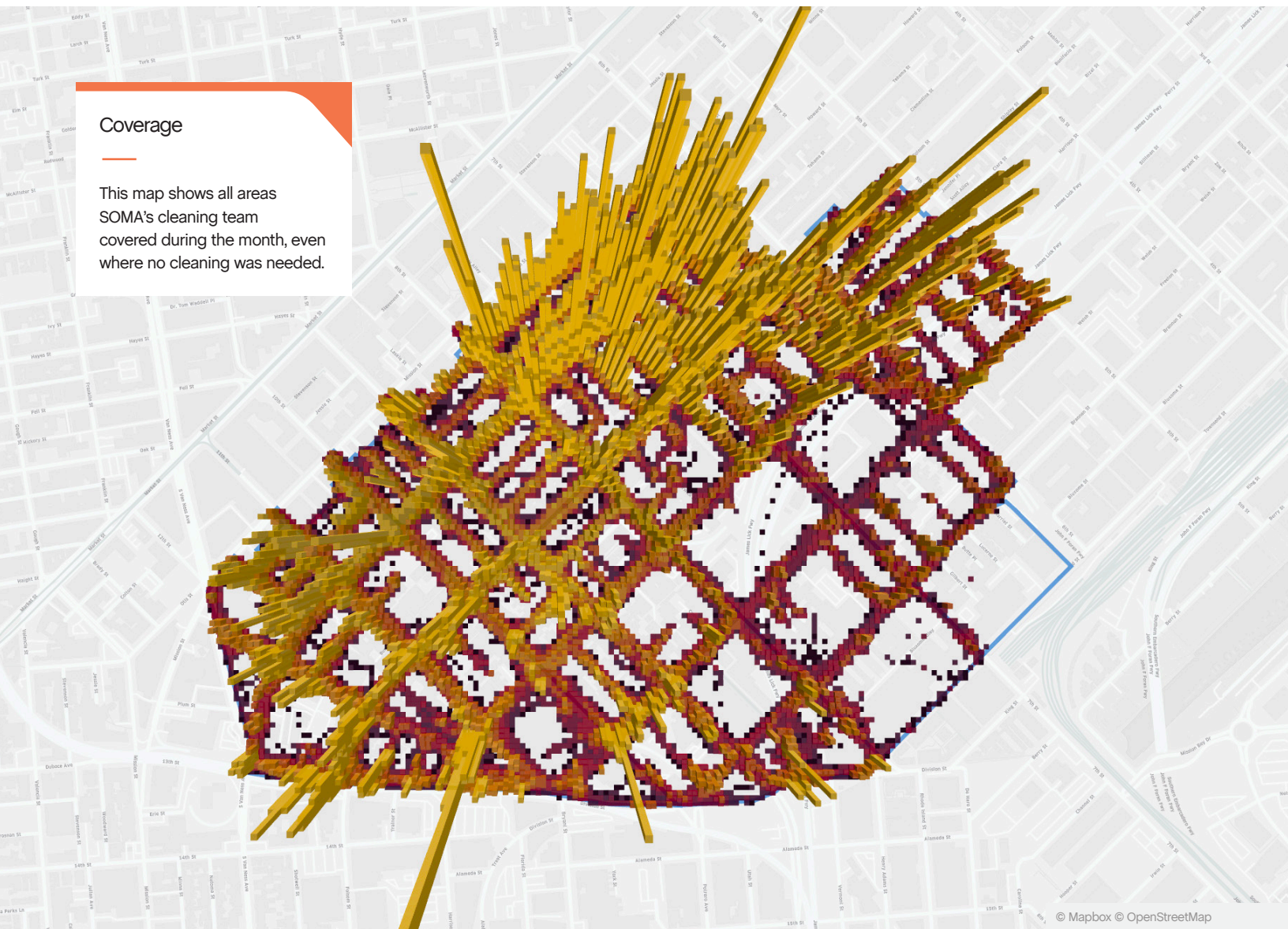


18,091

Total cleaning tasks completed

6,246 Sweeping Tasks	35%
4,231 Hazardous Tasks 4,017 Code Brown 211 Needle pickups 3 Vomit	23%
4,637 Trash Bag & Pickup Tasks	26%
700 Landscaping Tasks 552 Tree Wells 752 Weeding 39 Tree Trimmings	4%
1,205 Graffiti Tasks	7%
809 Bulk Removal Tasks	4%
263 Other 100 SF311 Outbound 114 Dog Stations 49 Other	2%





Major Task Timelines

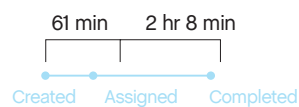
Trash Bags

Trash bags filled up in about 32 minutes, and picked up in about 10.



Sweeping

Sweeping tasks were assigned in about an hour (when inbound), and completed in two.



Median values are used in timeline visualizations.

Sources

95% of cleaning tasks were created by SOMA West.

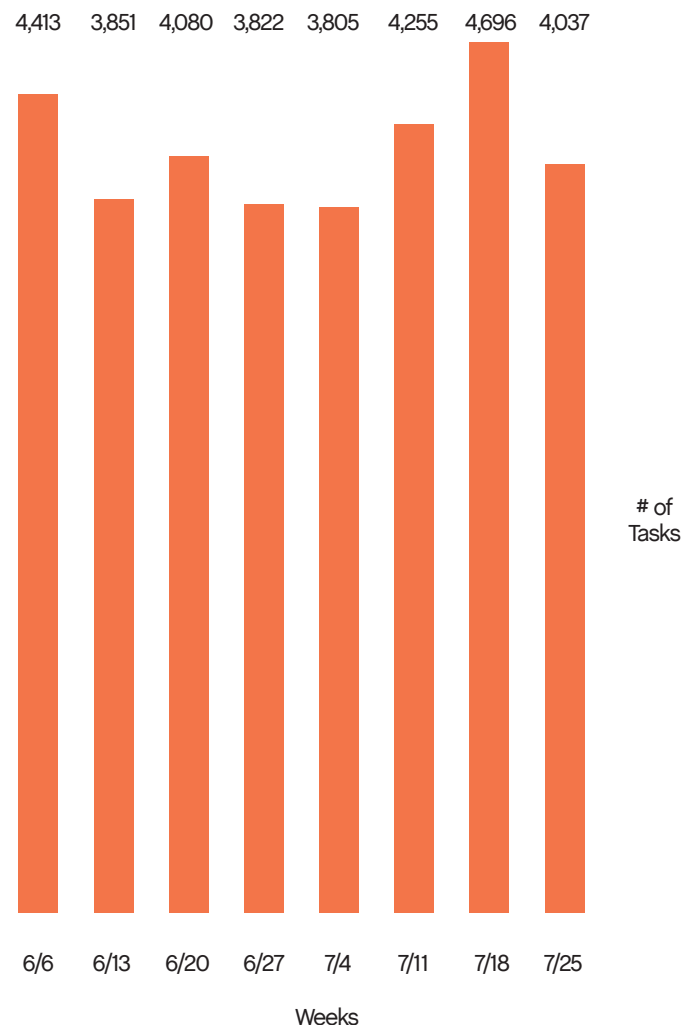
5% of tasks were inbound from SF311.

Trash activity is excluded.

Task Trends

Task activity
increased 2%
month-over-month.

On average, task
activity increased by
54 tasks
week-over-week.

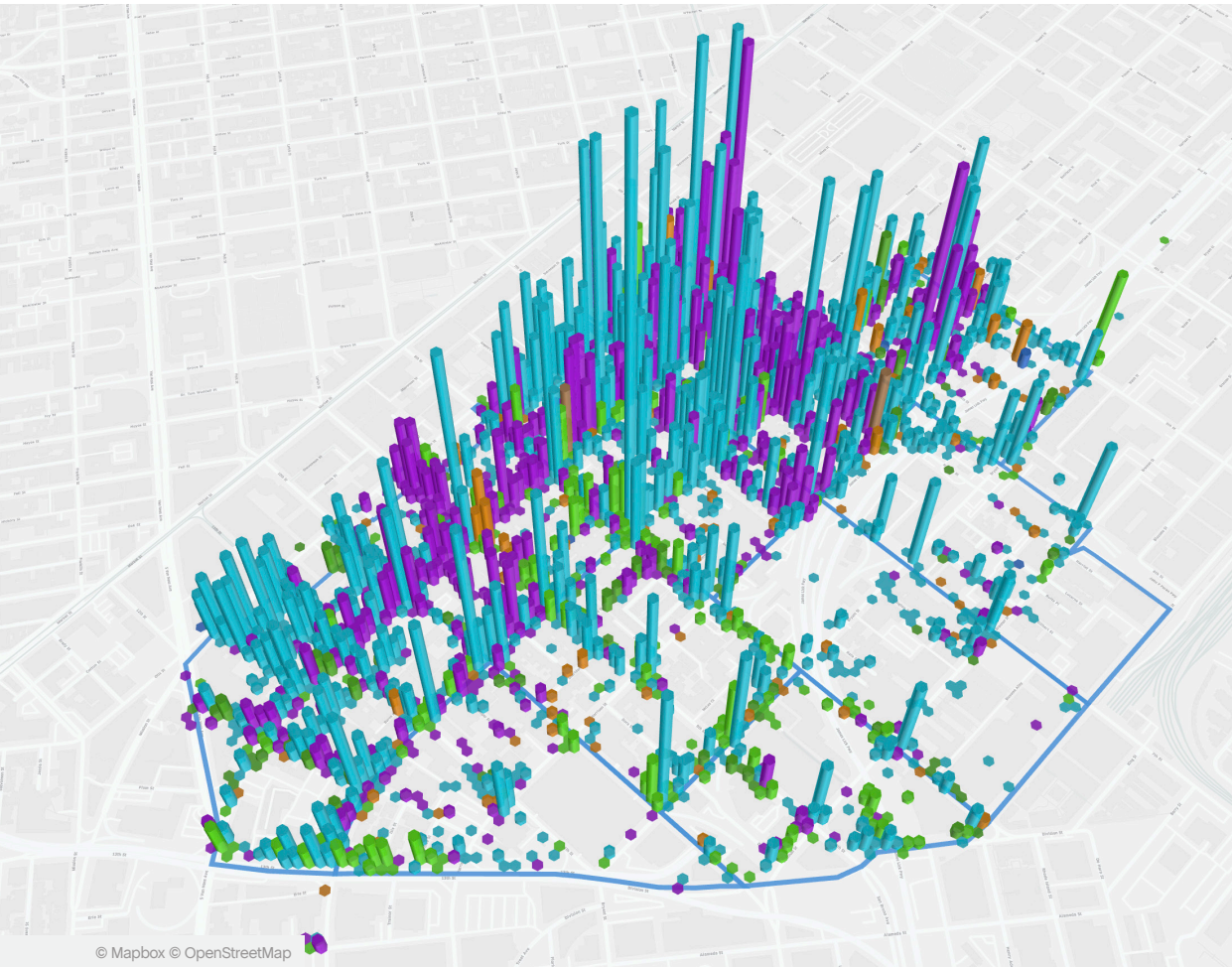


Employee of the Month











Edgar (Rasta) G. 

For the first time in Soma history, we have a back-to-back employee of the month. Edgar Green (Rasta) was June's employee of the month and he has not let up on his hot streak. The supervisors and team lead voted unanimously for Rasta this month. Once again, his work ethics and devotion to his position have made him an easy choice for the employee of the month for July. Congratulation Rasta.



Monthly Tasks Map

Key

-  Sweep
-  Hazardous
-  Graffiti
-  Landscaping
-  Bulk
-  SF311 Outbound
-  911 Call
-  Non-Emergency

Trash activity is excluded.

District Sweeping



Bulk Collection



District Sweeping



Bulk Collection



Graffiti




Bulk Collection



Graffiti



Landscaping



Graffiti



Hazardous Waste



165

Total Outreach
cases addressed

156 Encampment Cases	95%
6 Needles Pickups / Transfers	4%
3 Drugs Cases	2%
0 Mental Health Cases	0%

71%

of cases addressed were
inbound from SF311.

29%

of addressed cases were
created by SOMA West.

In order to be considered addressed, a case must have been completed on Jia's platform.





Powered by Jia