

Monthly Operations Report



June 2021

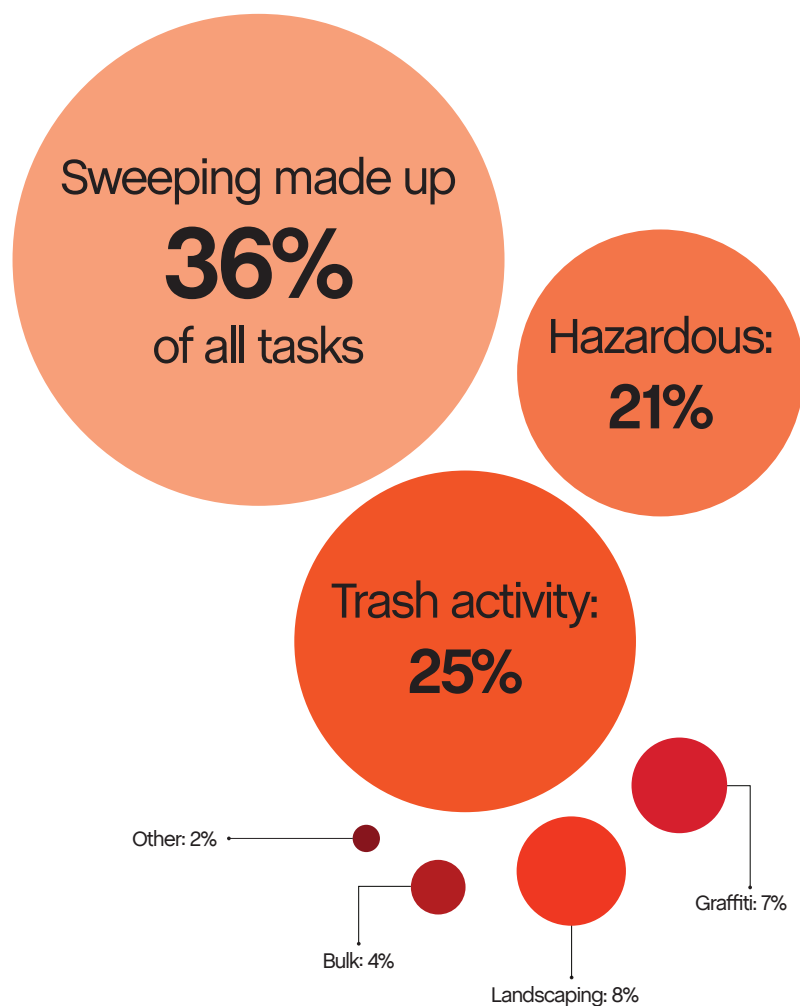
A photograph of several green wheat stalks in a field, with a clear blue sky in the background. The stalks are in sharp focus, showing their developing grains. The background is a soft-focus green field.

Jia

56,200

Total pounds of garbage removed

June's trash haul represents a **+18%** change from May.



17,719

Total cleaning tasks completed

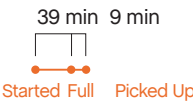
6,328 Sweeping Tasks	36%
3,442 Hazardous Tasks 3,215 Code Brown 225 Needle pickups 2 Vomit	19%
4,398 Trash Bag & Pickup Tasks	25%
1,343 Landscaping Tasks 552 Tree Wells 752 Weeding 39 Tree Trimmings	8%
1,199 Graffiti Tasks	7%
772 Bulk Removal Tasks	4%
237 Other 94 SF311 Outbound 117 Dog Stations 26 Other	2%



Major Task Timelines

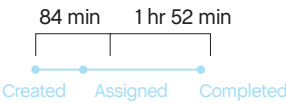
Trash Bags

Trash bags filled up in about 39 minutes, and picked up in about 10.



Sweeping

Sweeping tasks were assigned in about an hour and a half (when inbound), and completed in two.



Median values are used in timeline visualizations.

Sources

95% of cleaning tasks were created by SOMA West.

5% of tasks were inbound from SF311.

Trash activity is excluded.

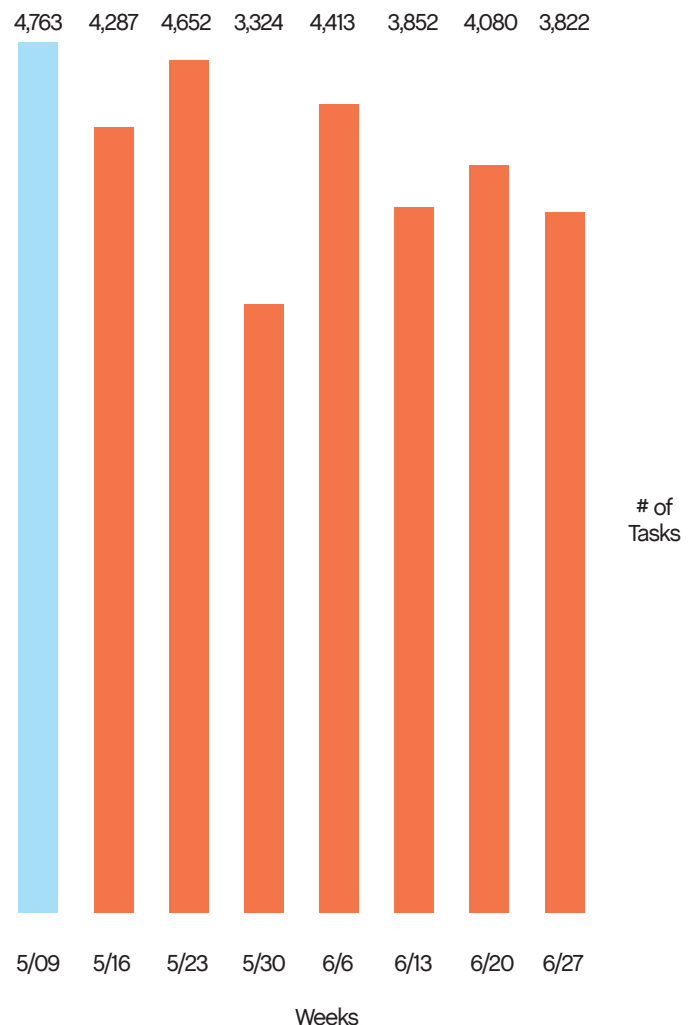
Task Trends

Task activity

decreased 4%
month-over-month.

On average, task
activity increased by

125 tasks
week-over-week.



Employee of the Month



Edgar (Rasta) G. ★

This is Rasta's second employee of the month. His work ethic is one of the best in the organization. He leads by example and is leading the team in multiple categories.

He was recently asked: "How do you like working at SOMA West?"

He stated: "So far it's the best job I've ever had."




Monthly Tasks Map

Key

- Sweep
- Hazardous
- Graffiti
- Landscaping
- Bulk
- SF311 Outbound
- 911 Call
- Non-Emergency

Trash activity is excluded.


District Sweeping




Bulk Collection



District Sweeping



Bulk Collection



Graffiti



Bulk Collection



Graffiti




Landscaping



Graffiti



Hazardous Waste



174

Total Outreach cases addressed

174 Encampment Cases	100%
0 Needles Pickups / Transfers	0%
0 Drugs Cases	0%
0 Mental Health Cases	0%

91% of cases addressed were inbound from SF311.

9% of addressed cases were created by SOMA West.

In order to be considered addressed, a case must have been completed on Jia's platform.





Powered by Jia