

Monthly Operations Report



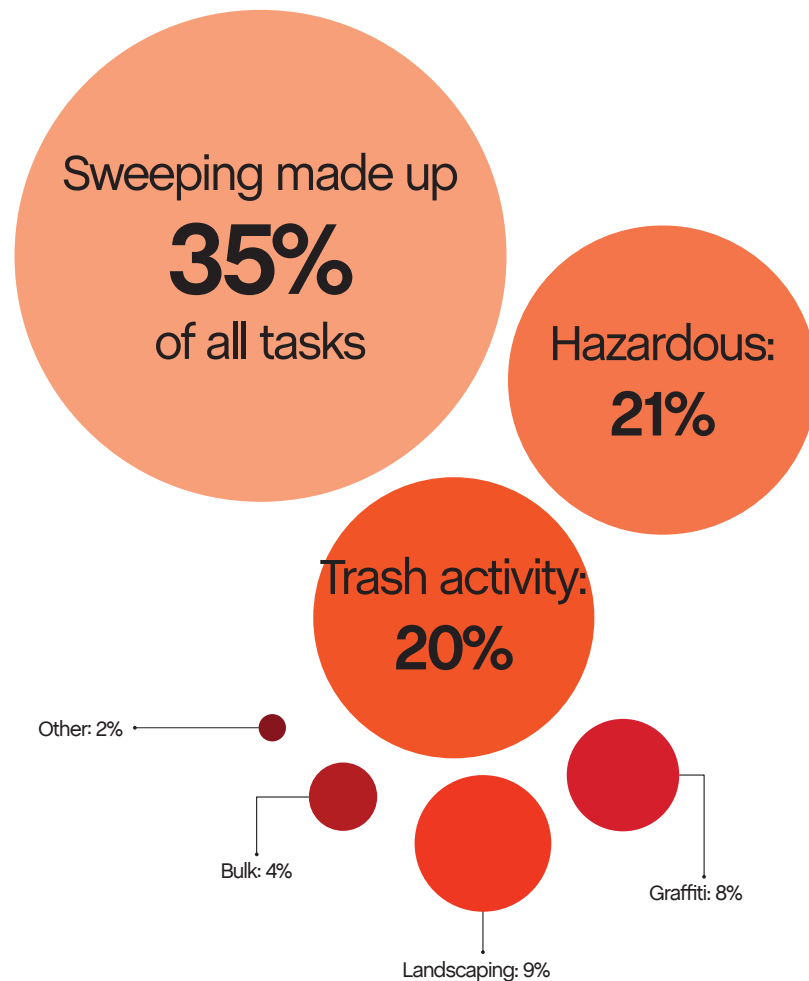
May 2021

Jia

47,450

Total pounds of garbage removed

May's trash haul represents a **-4%** change from April.



18,467

Total cleaning tasks completed

6,449 Sweeping Tasks	35%
4,065 Hazardous Tasks	22%
3,824 Code Brown	
236 Needle pickups	
5 Vomit	
3,724 Trash Bag & Pickup Tasks	20%
1,690 Landscaping Tasks	9%
612 Tree Wells	
1,026 Weeding	
52 Tree Trimmings	
1,532 Graffiti Tasks	8%
811 Bulk Removal Tasks	4%
196 Other	2%
73 SF311 Outbound	
110 Dog Stations	
13 Other	



Major Task Timelines


Trash Bags

Trash bags filled up in about 39 minutes, and picked up in 10 minutes.



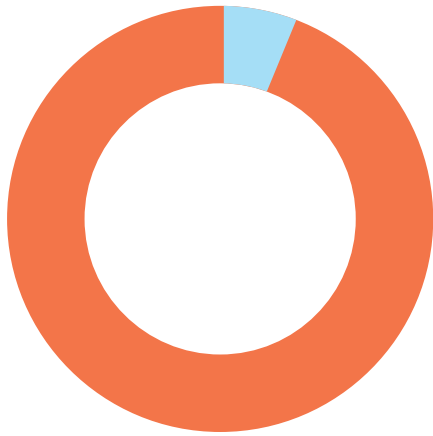
Sweeping

Sweeping tasks were assigned in about an hour (when inbound), and completed in two.



Median values are used in timeline visualizations.

Sources



97% of cleaning tasks were created by SOMA West.

3% of tasks were inbound from SF311.

Trash activity is excluded.

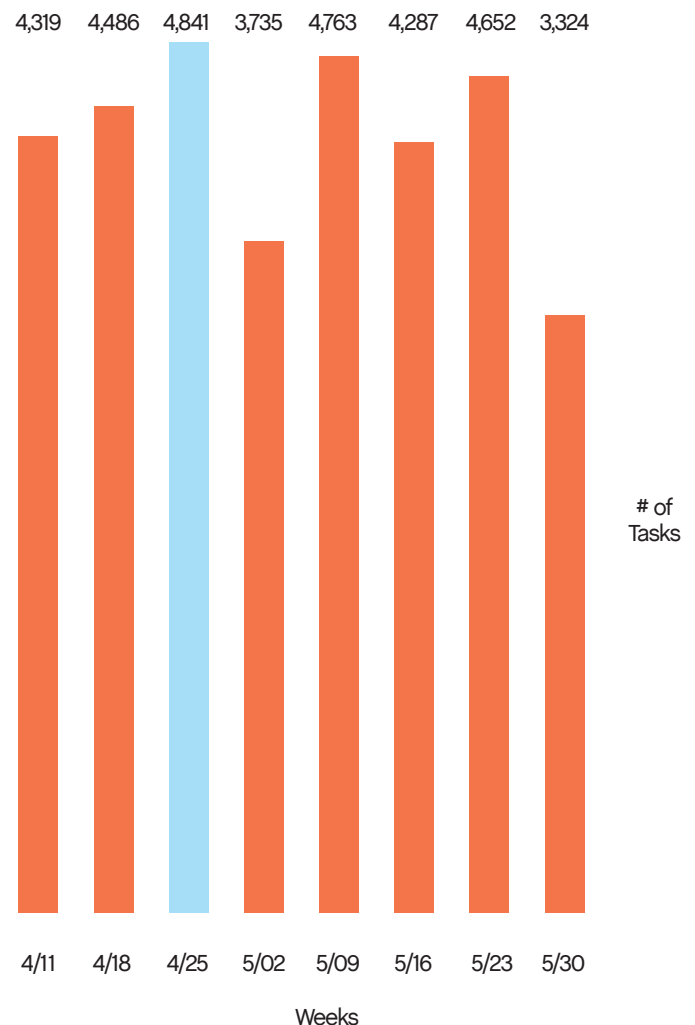
Task Trends

Task activity

decreased 3%
month-over-month.

On average, task activity decreased by

1,517 tasks
week-over-week.



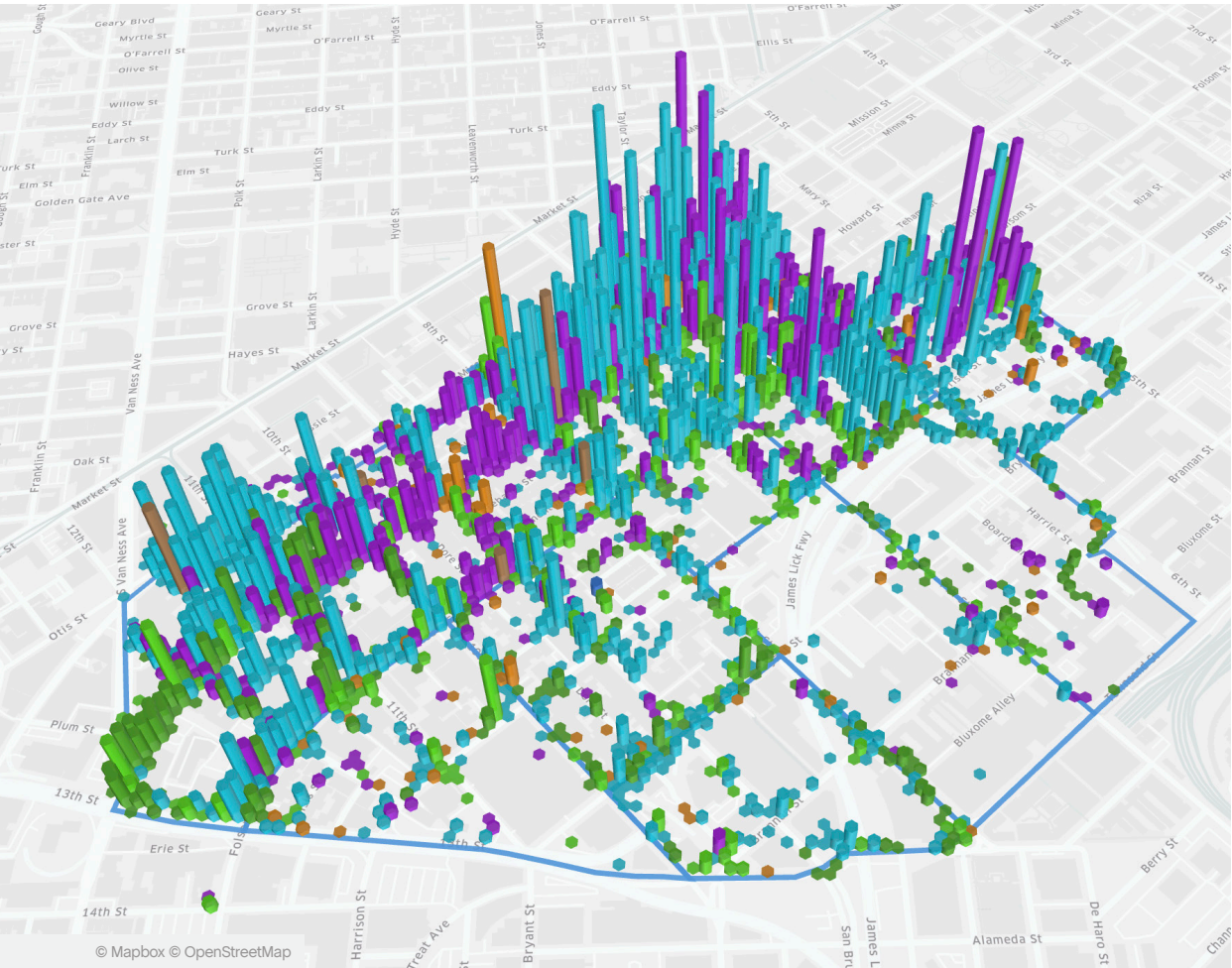
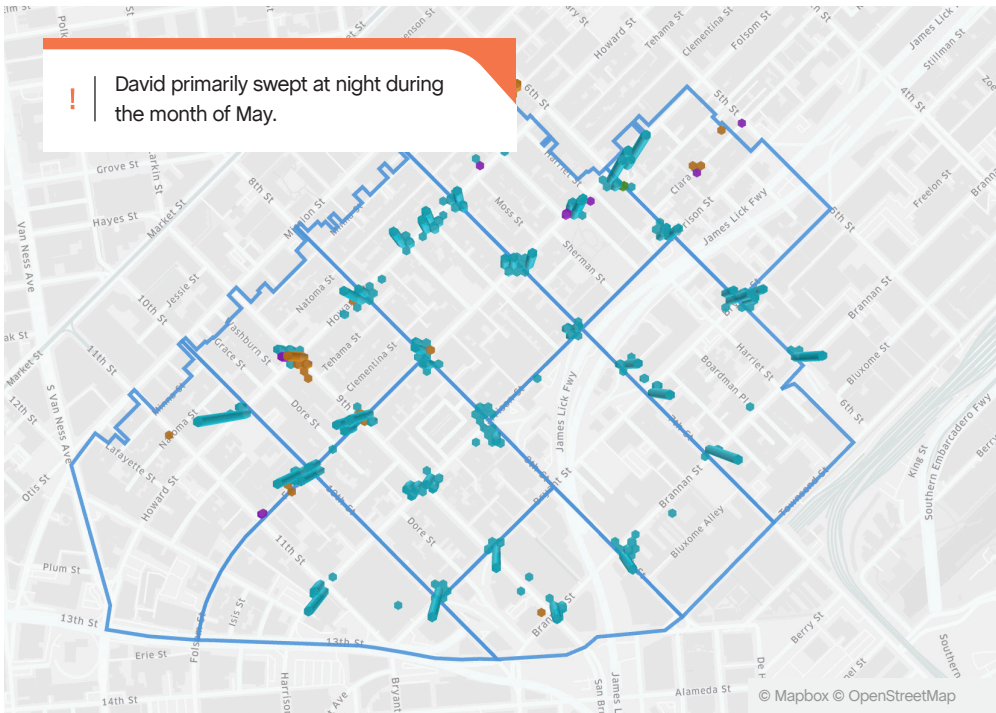
Employee of the Month



David L.

David Lewis is our Employee of the Month for May; he was promoted to Night Supervisor in March 2021.

Since that time, David and his team have been patrolling and cleaning throughout the district, providing escort assistance and preventing graffiti and car break-ins. David and his Night Ambassador team have already had many positive encounters within the district and are a welcomed site in the community.



Monthly Tasks Map

Key


- Sweep
- Hazardous
- Graffiti
- Landscaping
- Bulk
- SF311 Outbound
- 911 Call
- Non-Emergency

Trash activity is excluded.

District Sweeping



Bulk Collection



District Sweeping




Bulk Collection



Graffiti



Bulk Collection



Graffiti




Landscaping



Graffiti



Hazardous Waste



97

Total Outreach
cases addressed

83 Encampment Cases	94%
10 Needles Pickups / Transfers	3%
4 Drugs Cases	3%
0 Mental Health Cases	0%

45%

of cases addressed were
inbound from SF311.

55%

of addressed cases were
created by SOMA West.

In order to be considered addressed, a case must have been completed on Jia's platform.





Powered by Jia