

Monthly Operations Report



April 2021

A photograph of pink cherry blossoms in full bloom, set against a clear blue sky. The blossoms are in the foreground, with some branches extending from the left and right sides of the frame. The sky is a solid, light blue color.

Jia

49,175

Total pounds of garbage removed

April's trash haul represents a **-9%** change from March.



19,017

Total cleaning tasks completed

6,884 Sweeping Tasks	36%
4,016 Hazardous Tasks 3,771 Code Brown 230 Needle pickups 15 Vomit	21%
3,761 Trash Bag & Pickup Tasks	19%
1,907 Landscaping Tasks 607 Tree Wells 1,285 Weeding 15 Tree Trimmings	10%
1,358 Graffiti Tasks	7%
862 Bulk Removal Tasks	5%
229 Other 109 SF311 Outbound 100 Dog Stations 20 Other	2%

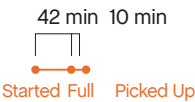




Major Task Timelines

Trash Bags

Trash bags filled up in about one hour, and were picked up in 10 minutes.



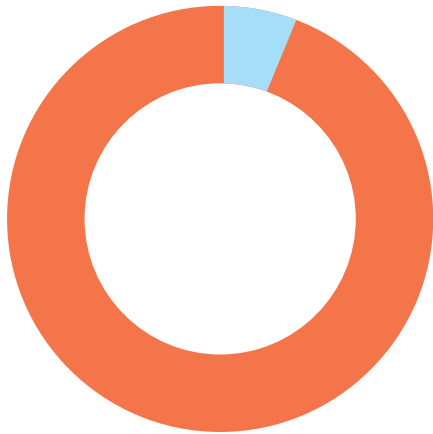
Sweeping

Sweeping tasks were assigned in 43 minutes (when inbound), and completed in an hour and 12 minutes.



Median values are used in timeline visualizations.

Sources



95% of cleaning tasks were created by SOMA West.

5% of tasks were inbound from SF311.

Trash activity is excluded.

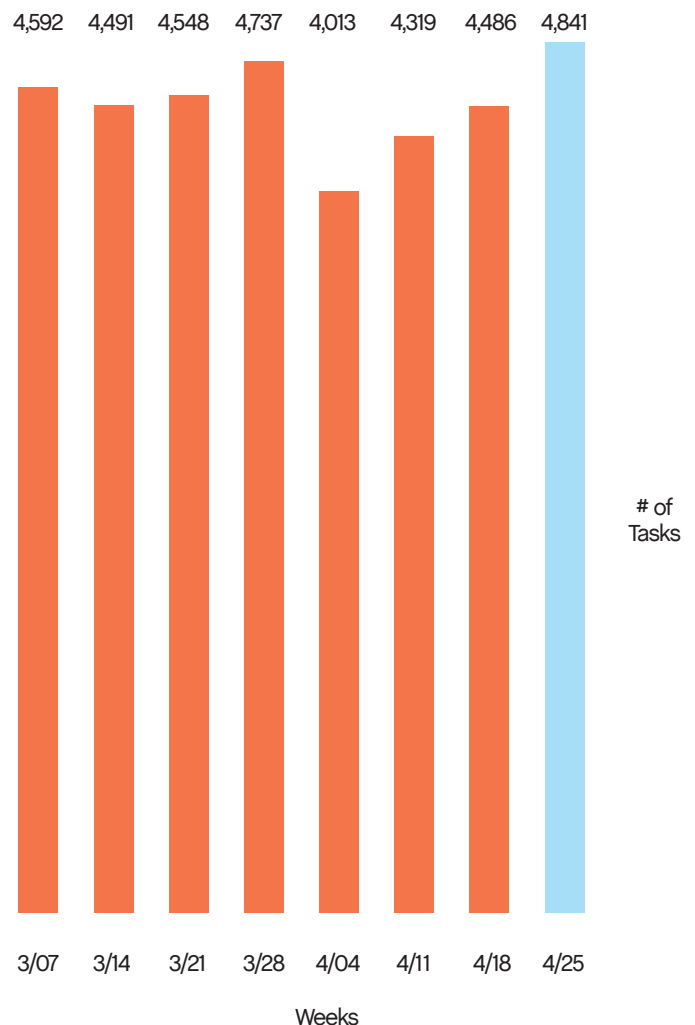
Task Trends

Task activity

decreased 7%
month-over-month.

On average, task activity increased by

110 tasks
week-over-week.

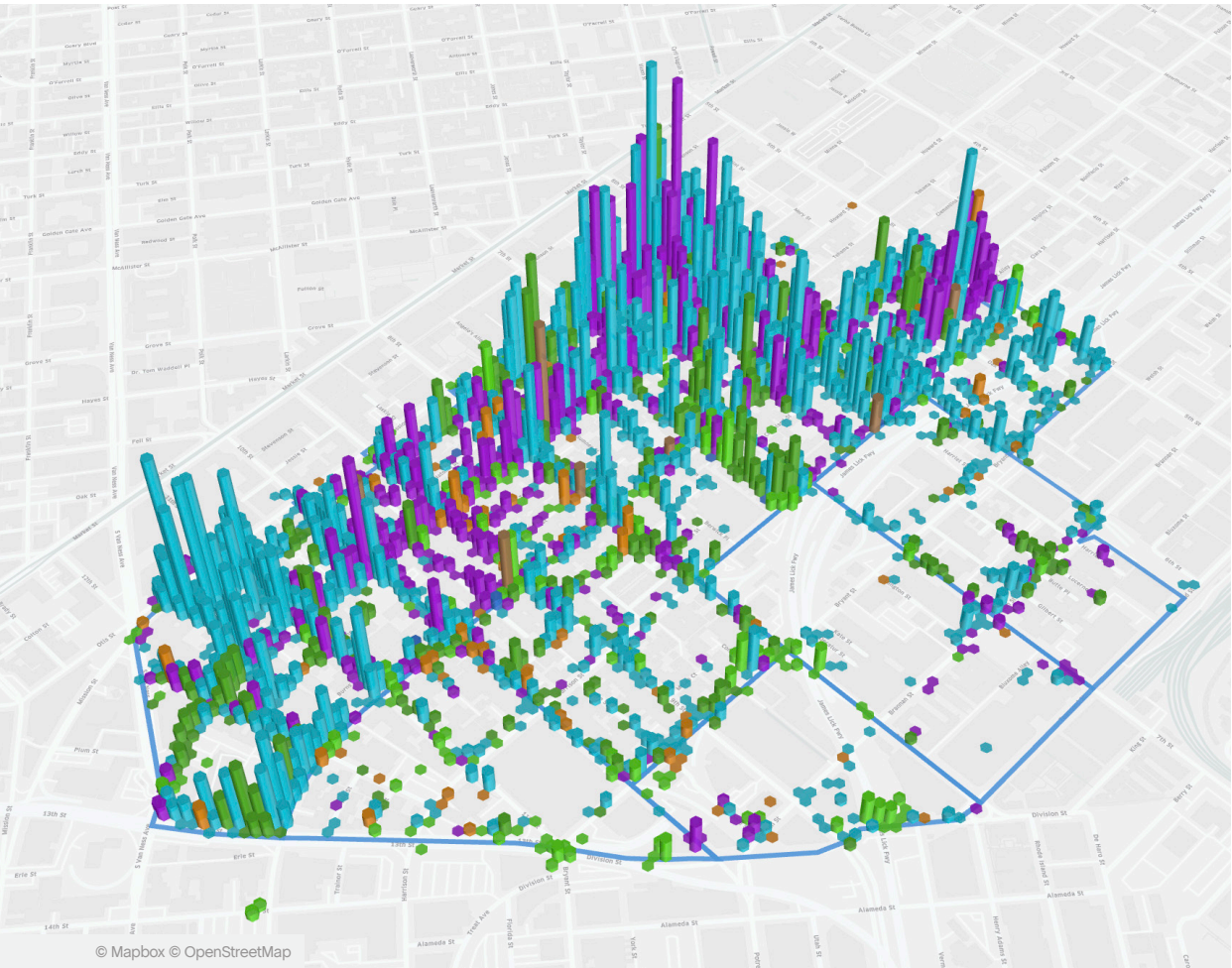
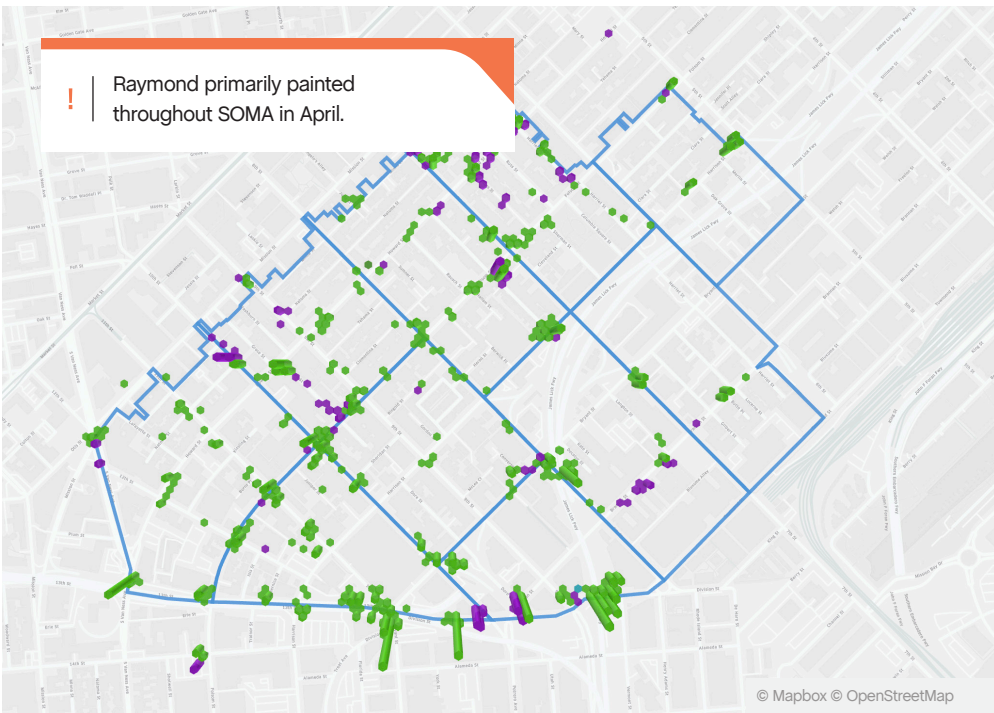


Employee of the Month











Raymond S.

Raymond S. is the employee of the month for April. His job title is "Painter", but to our district he's more like a Jack of all trades. Raymond not only paints and removes graffiti, he also cleans and landscapes along the way. If your building gets tagged, no matter how big or small, please call our service number and Raymond will remove it within 48 hours.



Monthly Tasks Map

Key

-  Sweep
-  Hazardous
-  Graffiti
-  Landscaping
-  Bulk
-  SF311 Outbound
-  911 Call
-  Non-Emergency

Trash activity is excluded.


District Sweeping



Bulk Collection



District Sweeping




Bulk Collection




Graffiti



Bulk Collection



Graffiti




Landscaping



Graffiti



Hazardous Waste



64

Total Outreach cases addressed

60 Encampment Cases	94%
2 Needles Pickups / Transfers	3%
2 Drugs Cases	3%
0 Mental Health Cases	0%

84%

of cases addressed were inbound from SF311.

16%

of addressed cases were created by SOMA West.

In order to be considered addressed, a case must have been completed on Jia's platform.





Powered by Jia