

Monthly Operations Report



March 2021

The Jia logo, consisting of the word "Jia" in a white, bold, sans-serif font, positioned in the bottom right corner of the page. The background of the entire page is a photograph of a tree branch with light green, heart-shaped leaves. A black diagonal shape is in the bottom right corner, containing the white "Jia" logo.

Jia

54,025

Total pounds of garbage removed

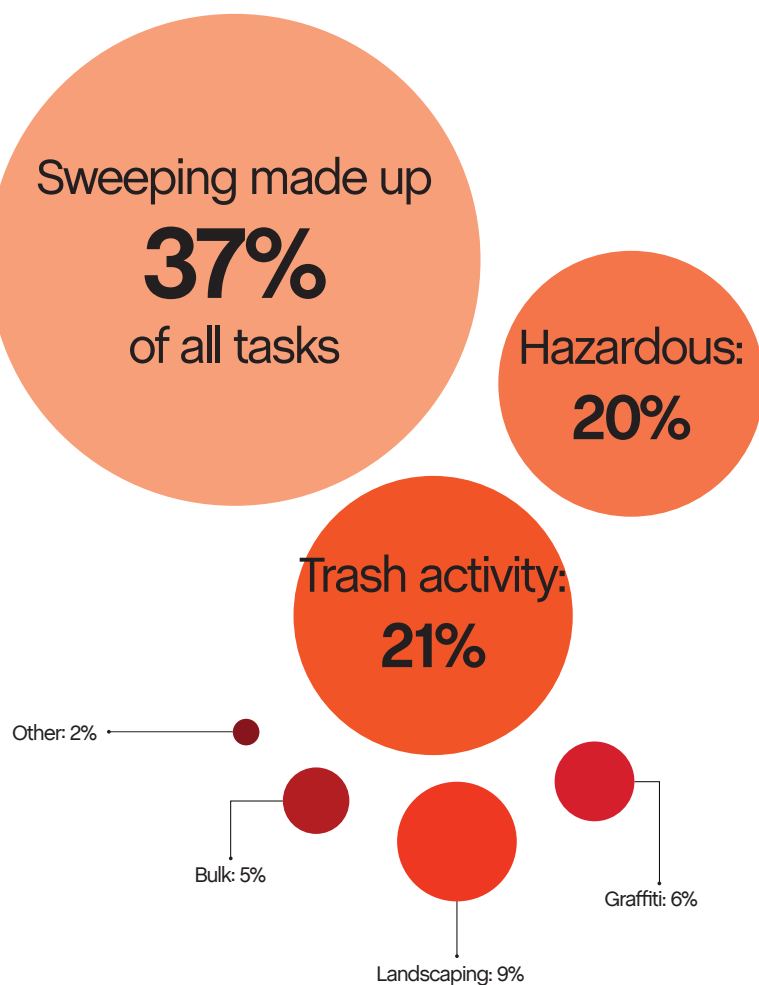
March's trash haul represents
a **+13%** change from February.

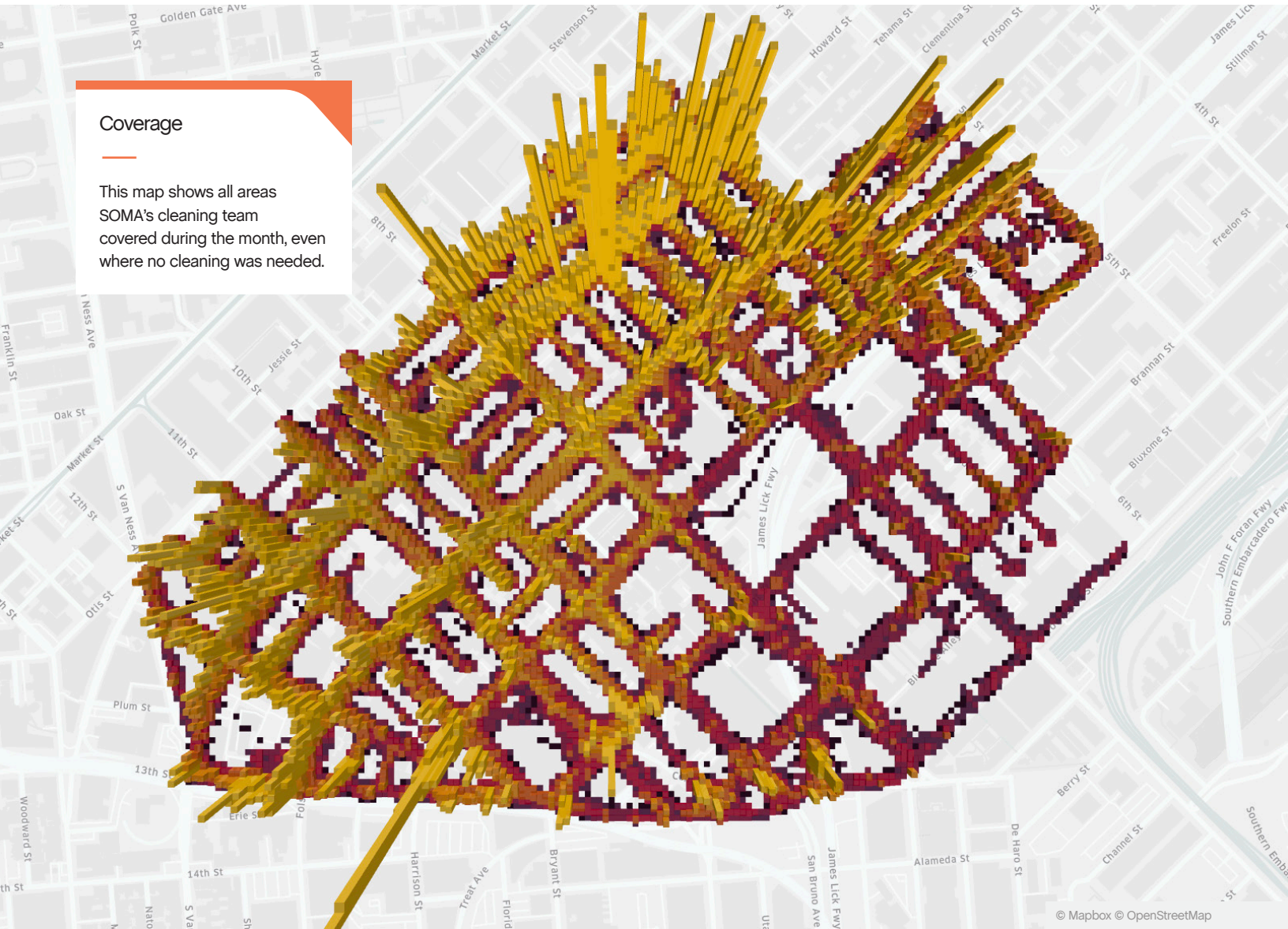


20,418

Total cleaning tasks completed

7,617 Sweeping Tasks	37%
4,104 Hazardous Tasks 3,798 Code Brown 290 Needle pickups 16 Vomit	20%
4,211 Trash Bag & Pickup Tasks	21%
1,928 Landscaping Tasks 808 Tree Wells 1,103 Weeding 17 Tree Trimmings	9%
1,325 Graffiti Tasks	6%
988 Bulk Removal Tasks	5%
245 Other 119 SF311 Outbound 119 Dog Stations 7 Other	2%

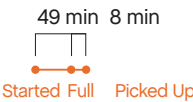




Major Task Timelines

Trash Bags

Trash bags filled up in about one hour, and were picked up in 8 minutes.



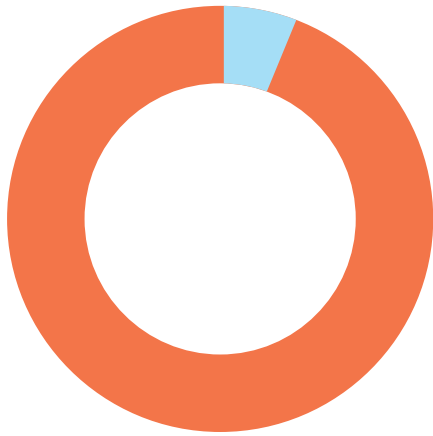
Sweeping

Sweeping tasks were assigned in 44 minutes (when inbound), and completed in about an hour.



Median values are used in timeline visualizations.

Sources



96% of cleaning tasks were created by SOMA West.
4% of tasks were inbound from SF311.*

Trash activity is excluded.

*Just like last month.

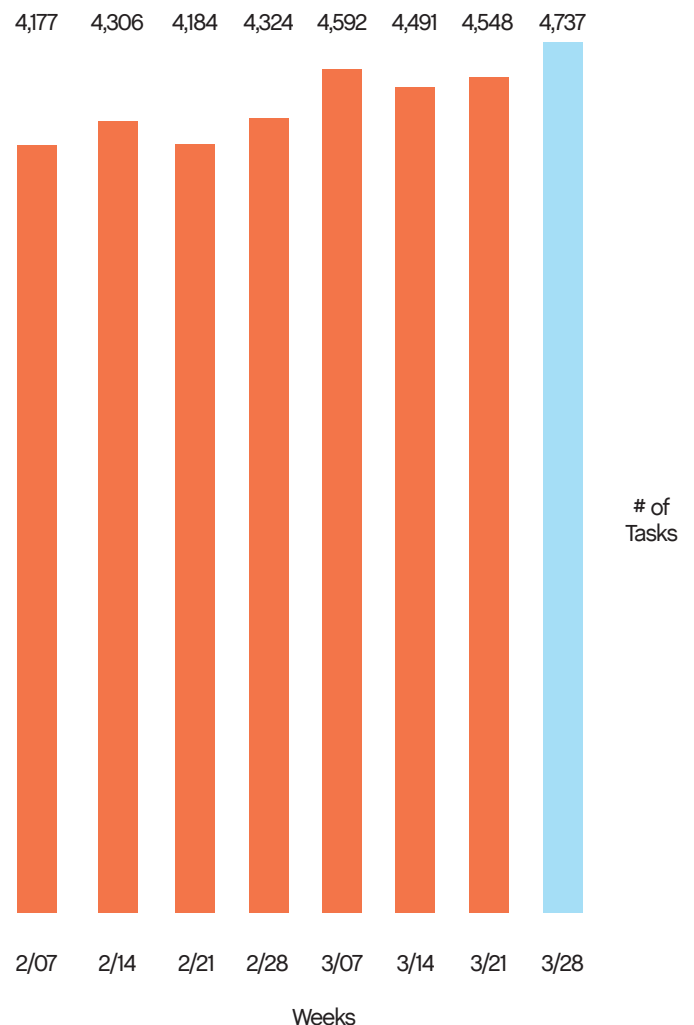
Task Trends

Task activity

increased 18%
month-over-month.

On average, task activity increased by

110 tasks
week-over-week.

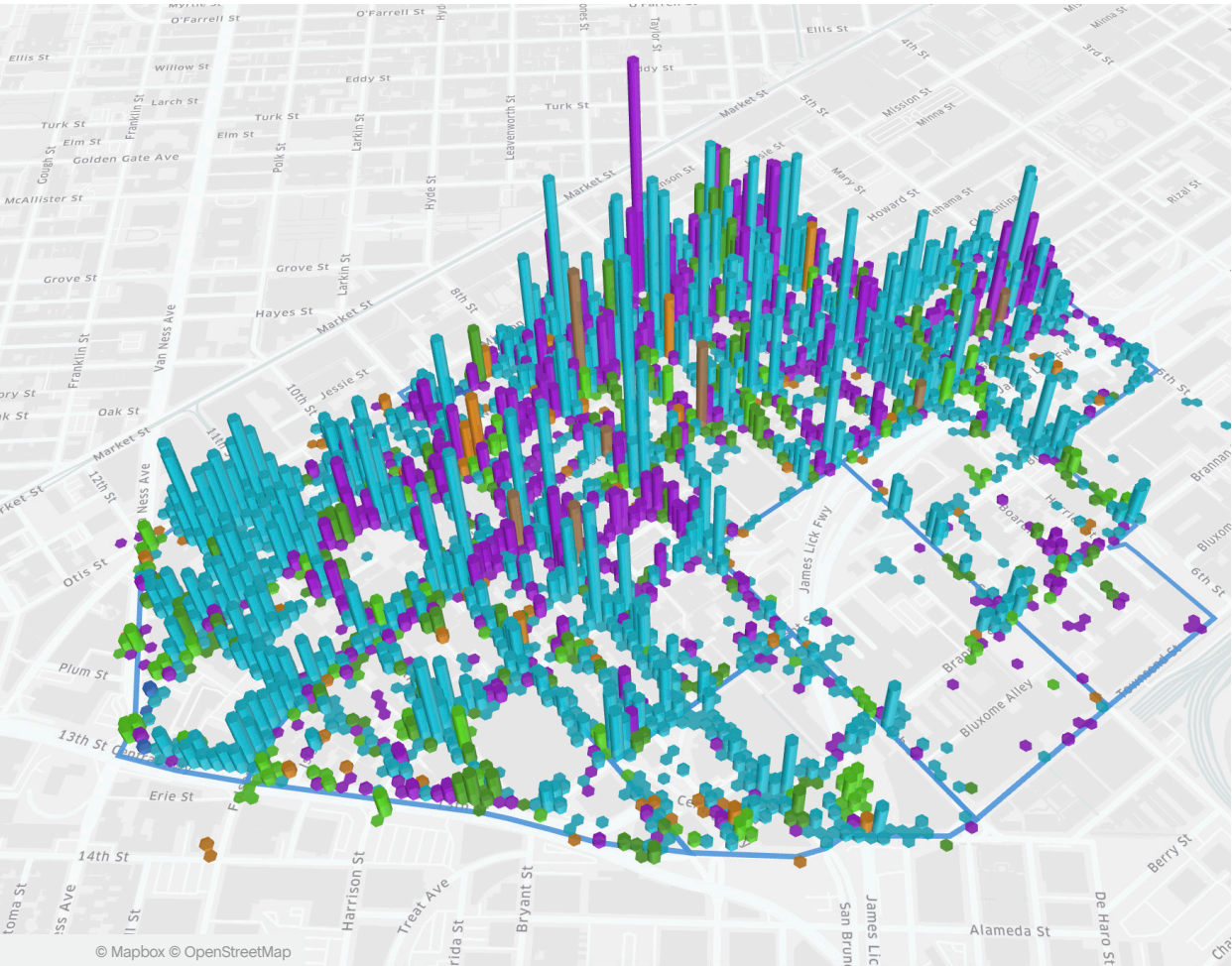
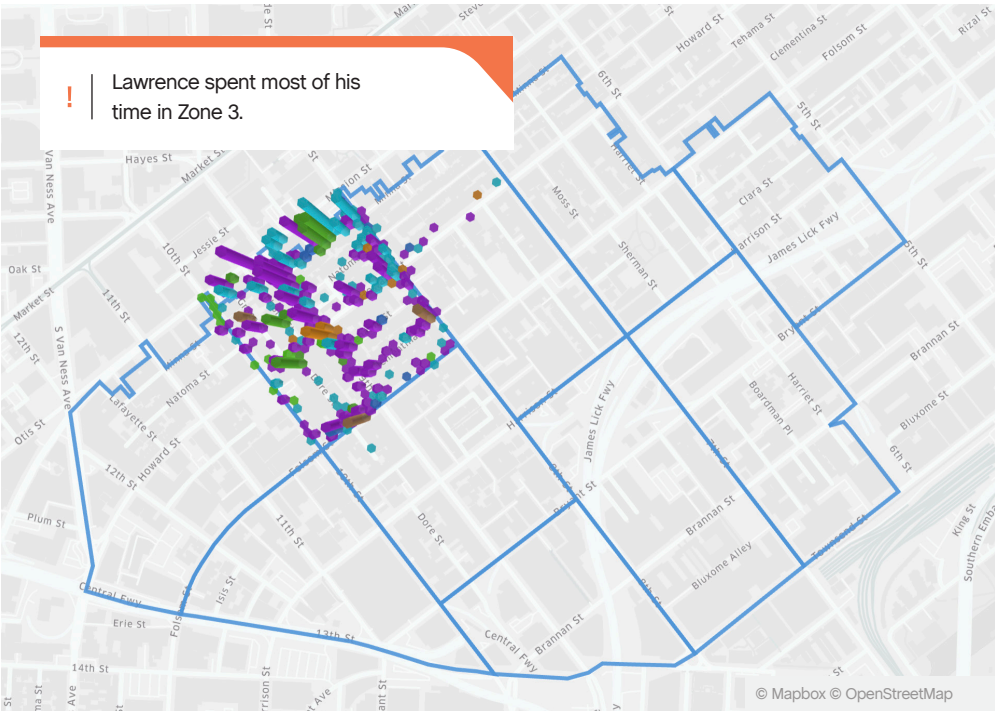


Employee of the Month











Lawrence B. 

The employee of the month for March is Lawrence B. A native San Franciscan, Lawrence knows just about everyone and everything going on in the City. Lawrence has been with SOMA West CBD since we launched services a year ago, and he has been a consummate professional ever since. Lawrence primary works Zone 3 but he can also be found operating our pressure washing machine. Please join us in thanking Lawrence for a job well done.




Monthly Tasks Map

Key

-  Sweep
-  Hazardous
-  Graffiti
-  Landscaping
-  Bulk
-  SF311 Outbound
-  911 Call
-  Non-Emergency

Trash activity is excluded.

District Sweeping



Bulk Collection




District Sweeping




Bulk Collection



Graffiti




Bulk Collection



Graffiti



Landscaping



Graffiti



Hazardous Waste



107

Total Outreach cases addressed

102 Encampment Cases	95%
3 Needles Pickups / Transfers	3%
2 Drugs Cases	2%
0 Mental Health Cases	0%

66% of cases addressed were inbound from SF311.

34% of addressed cases were created by SOMA West.

In order to be considered addressed, a case must have been completed on Jia's platform.



© Mapbox © OpenStreetMap



Powered by Jia