

Monthly Operations Report



September 2020

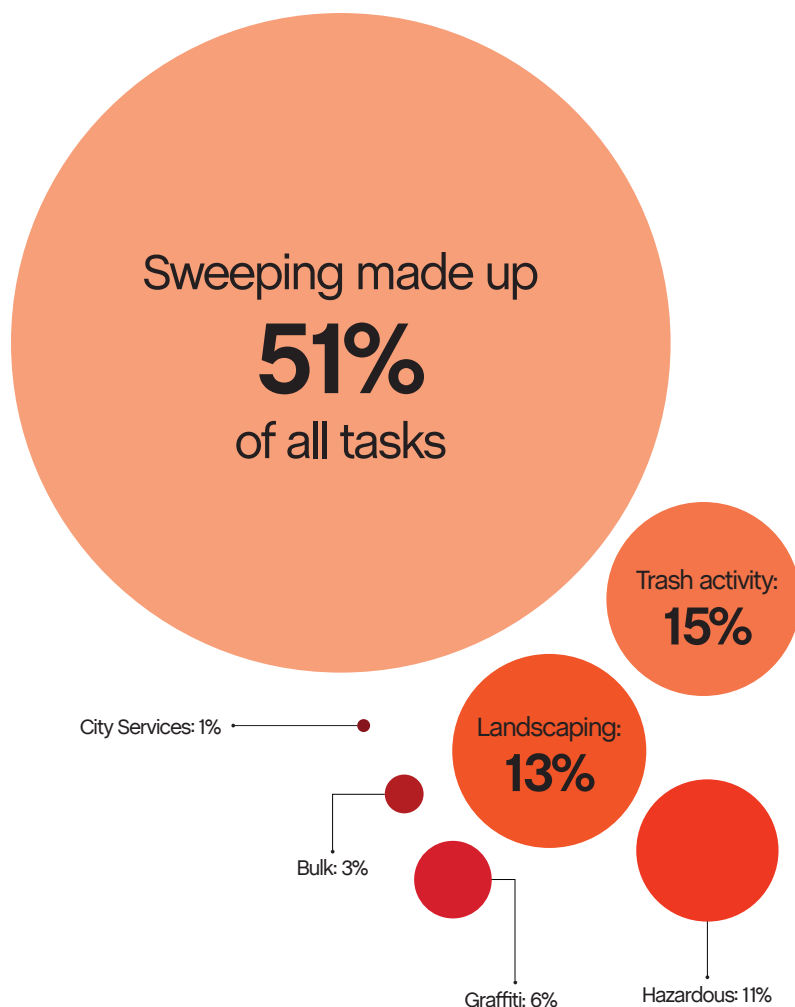
A low-angle photograph of tall, slender trees in a forest, looking up towards the sky. The tree trunks are dark brown and textured, and the canopy is a dense layer of green leaves. The sky is visible through the branches, showing a bright blue color. The image is used as a background for the report cover.

Jia

47,825

Total pounds of garbage removed

September's trash haul represents
a **-2%** change from August.



25,269

Total cleaning tasks completed

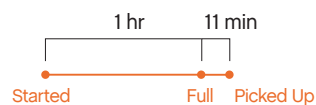
12,828 Sweeping Tasks	51%
3,793 Trash Bag & Pickup Tasks	15%
3,183 Landscaping Tasks 2,665 Tree Wells 491 Weeding 27 Tree Trimmings	13%
2,885 Hazardous Tasks 2,510 Code Brown 354 Needle pickups, 1,069 Needles 21 Vomit	11%
1,590 Graffiti Tasks	6%
821 Bulk Removal Tasks	3%
169 City Services 146 SF311 Outbound 17 Non-Emergency 6 911 Outbound	1%



Major Task Timelines

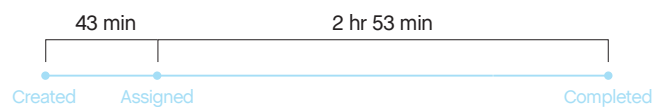
Trash Bags

Trash bags filled up in about one hour, and were picked up in 11 minutes.



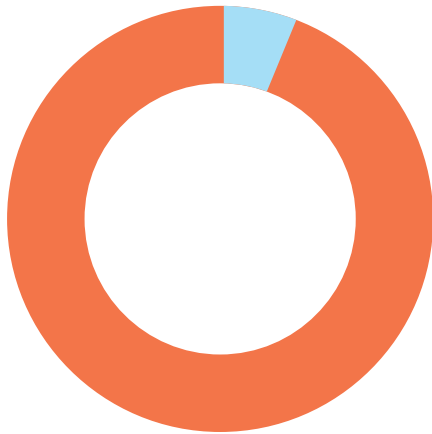
Sweeping

Sweeping tasks were assigned in 43 minutes (when inbound), and completed in about three hours.



Median values are used in timeline visualizations.

Sources



98% of cleaning tasks were created by SOMA West.

2% of tasks were inbound from SF311.

Trash activity is excluded.

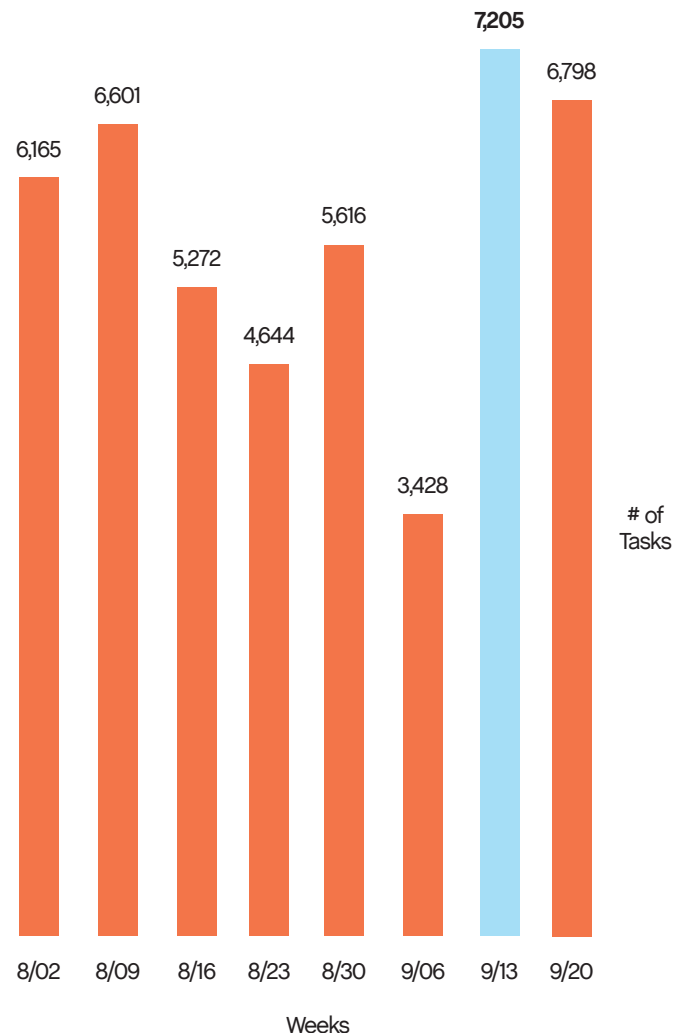
Task Trends

Task activity

increased 2%
month-over-month.

On average, task activity increased by

539 tasks
week-over-week in September.

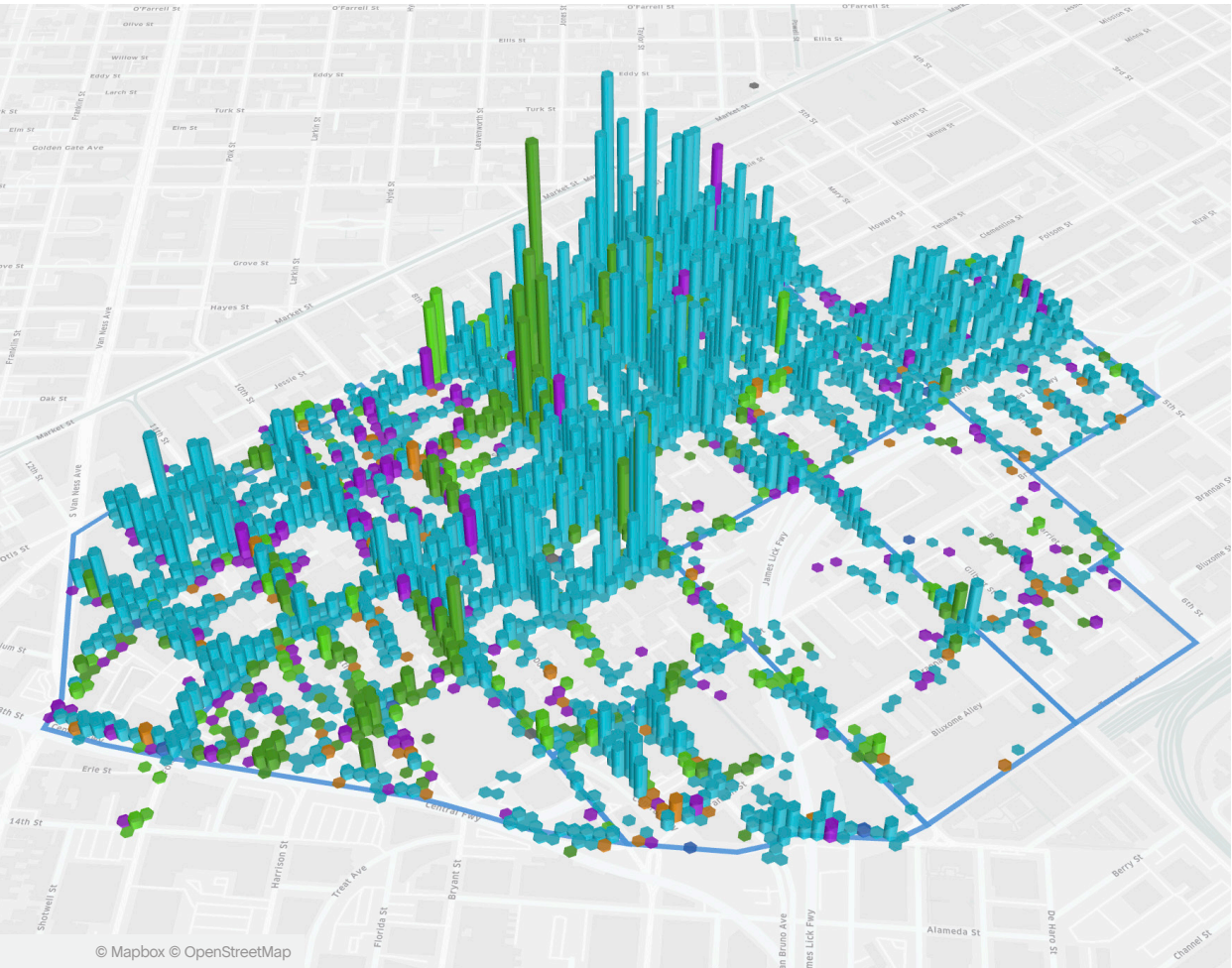
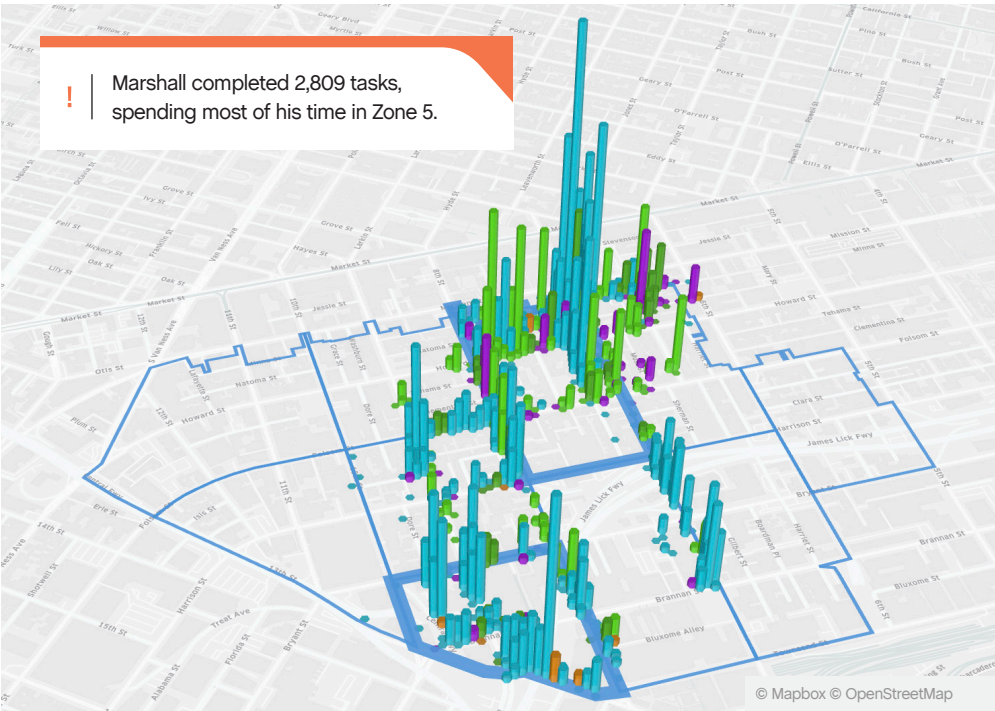


Employee of the Month



Marshall L.

Marshall has been an outstanding Ambassador since he started with us. He came to us as a referral and has lived up to every expectation. He primarily works in Zones 5 and 10 but has worked everywhere within the district. He is our guru on cleaning graffiti and has a great eye for detail. Thank you for your hard work, Marshall.




Monthly Tasks Map

Key

- Sweep
- Hazardous
- Graffiti
- Landscaping
- Bulk
- SF311 Outbound
- 911 Call
- Non-Emergency

Trash activity is excluded.

District Sweeping



Bulk Collection



District Sweeping



Bulk Collection



Graffiti



Bulk Collection



Graffiti



Landscaping

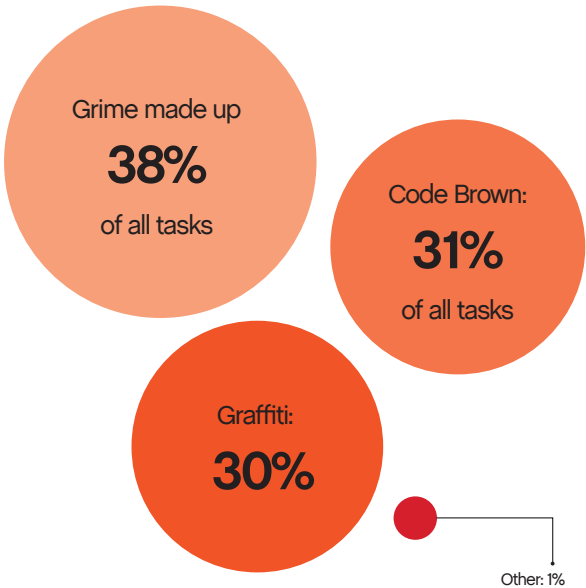


Graffiti



Hazardous Waste





90
Total Power Washing tasks completed

34 Grime Tasks	38%
28 Code Brown Tasks	31%
27 Graffiti	30%
1 Other	1%

Monthly Tasks Map

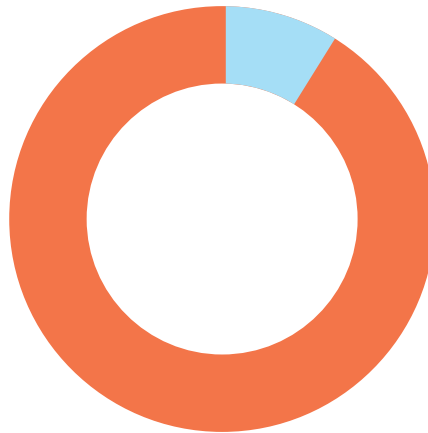
This heatmap shows Power Washing throughout the month.



201

Total Outreach cases addressed

195 Encampment Cases	97%
3 Mental Health Cases	1%
2 Drugs Cases	1%
4 Needles Pickups / Transfers	1%



93%

of cases addressed were inbound from SF311.

7% of addressed cases were created by SOMA West.

In order to be considered addressed, a case must have been completed on Jia's platform.



© Mapbox © OpenStreetMap



Powered by Jia