

Monthly Operations Report



October 2020

A photograph of a carved jack-o'-lantern (pumpkin) in the foreground, with a large, dark, textured rock in the background. The pumpkin has several holes cut into it, including a large one on the right side and a jagged, star-shaped one at the bottom. The background is a blurred green field.

Jia

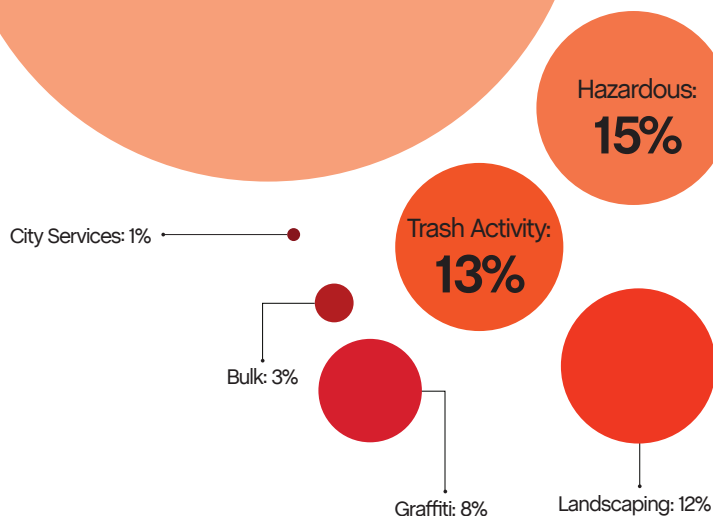
50,425

Total pounds of garbage removed

October's trash haul represents
a **+5%** change from September.



Sweeping made up
49%
of all tasks



31,655

Total cleaning tasks completed

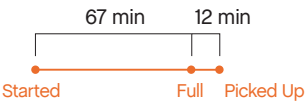
15,638 Sweeping Tasks	49%
4,763 Hazardous Tasks 4,387 Code Brown 355 Needle pickups, 1,349 Needles 21 Vomit	15%
4,008 Trash Bag & Pickup Tasks	13%
3,855 Landscaping Tasks 3,064 Tree Wells 758 Weeding 33 Tree Trimmings	12%
2,483 Graffiti Tasks	8%
795 Bulk Removal Tasks	3%
112 City Services 99 SF311 Outbound 10 Non-Emergency 3 911 Outbound	1%



Major Task Timelines

Trash Bags

Trash bags filled up in about one hour, and were picked up in 12 minutes.



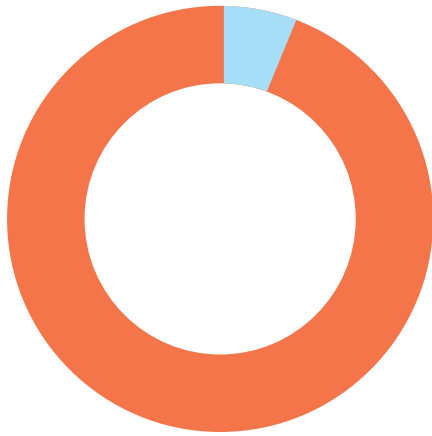
Sweeping

Sweeping tasks were assigned in 80 minutes (when inbound), and completed in about two hours.



Median values are used in timeline visualizations.

Sources



98% of cleaning tasks were created by SOMA West.
2% of tasks were inbound from SF311.*

Trash activity is excluded.

*Just like last month.

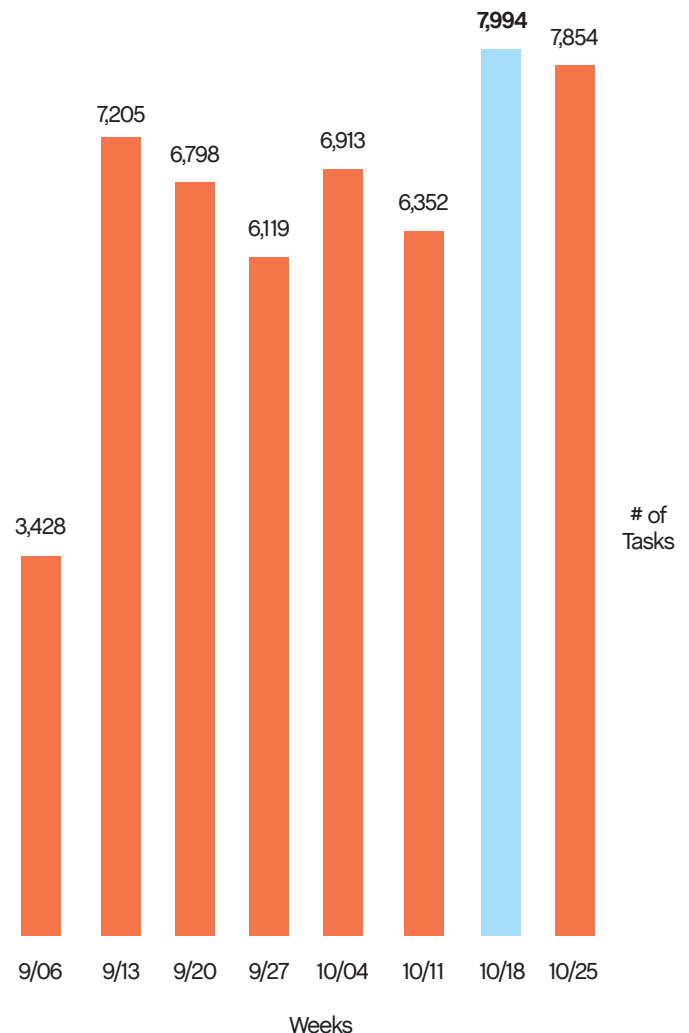
Task Trends

Task activity

increased 25%
month-over-month.

On average, task activity increased by

434 tasks
week-over-week.



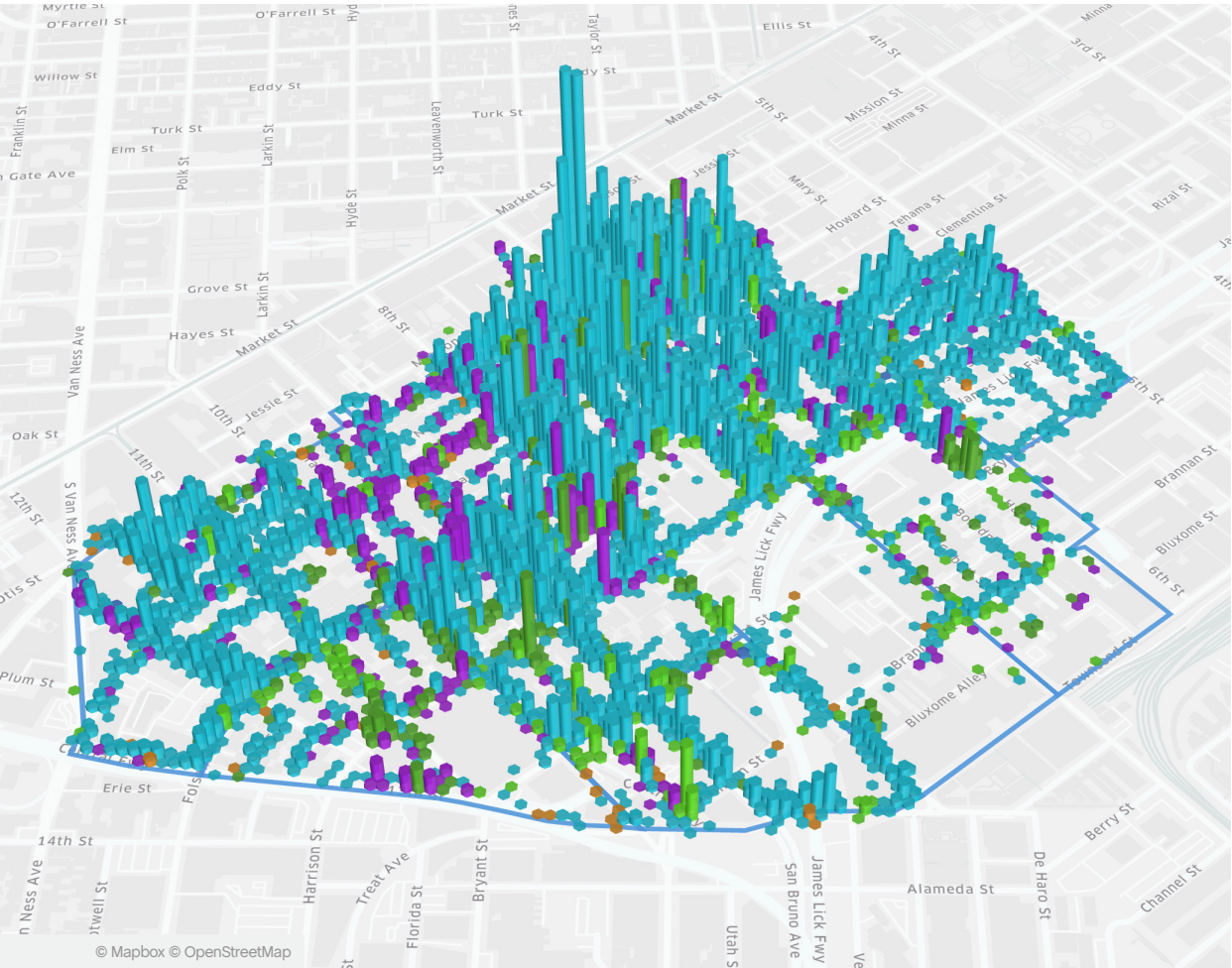
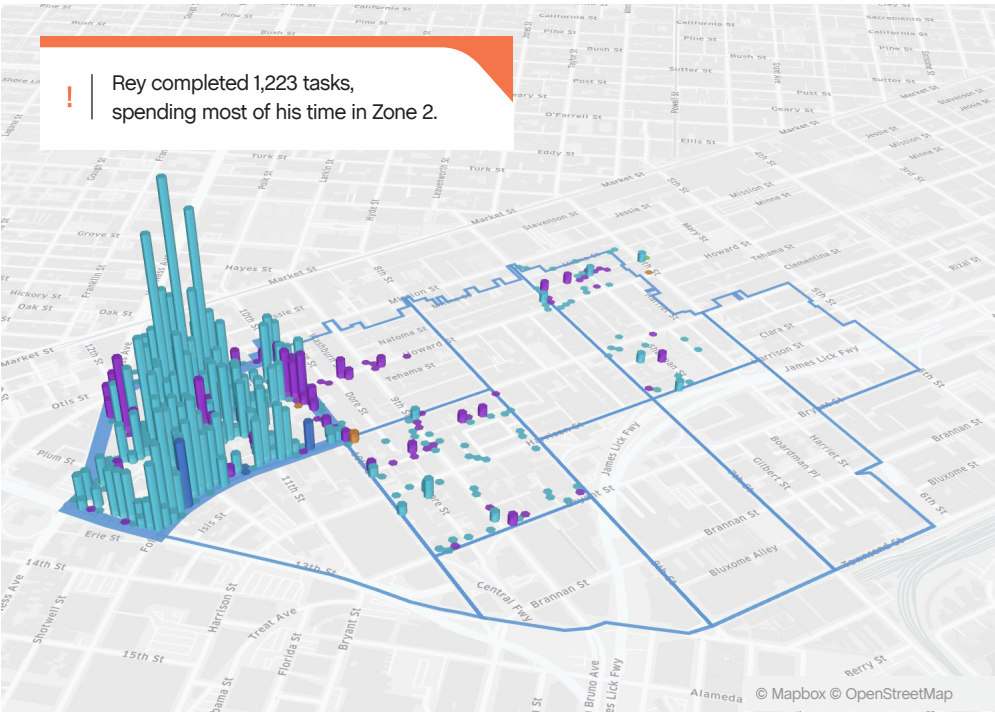
Employee of the Month



Reynaldo Lopez



Rey is our employee of the month. Rey is one of our best. He speaks softly but his work in Zone 2 speaks volumes. He is a consummate team player willing to step up and help other ambassadors whenever needed. We're lucky to have him in SOMA. Rey and his partner are the proud parents of a baby girl born earlier this year.



Monthly Tasks Map

Key


- Sweep
- Hazardous
- Graffiti
- Landscaping
- Bulk
- SF311 Outbound
- 911 Call
- Non-Emergency

Trash activity is excluded.

District Sweeping



Bulk Collection



District Sweeping




Bulk Collection




Graffiti



Bulk Collection



Graffiti



Landscaping

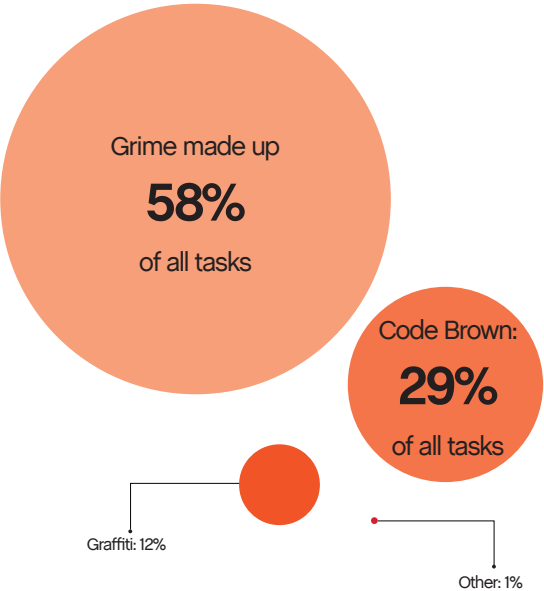


Graffiti



Hazardous Waste





199

Total Power Washing tasks completed

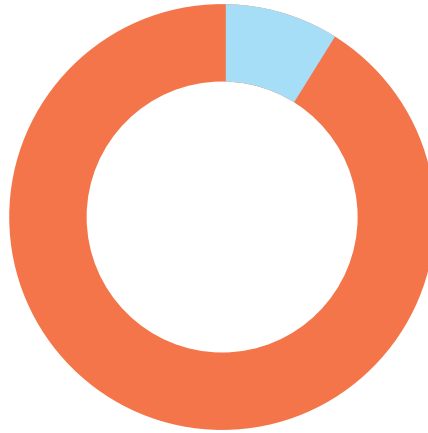
116 Grime Tasks	58%
58 Code Brown Tasks	29%
23 Graffiti	12%
2 Other	1%



111

Total Outreach cases addressed

106 Encampment Cases	95%
3 Needles Pickups / Transfers	3%
1 Drugs Case	1%
1 Mental Health Case	1%



94%

of cases addressed were inbound from SF311.

6% of addressed cases were created by SOMA West.

In order to be considered addressed, a case must have been completed on Jia's platform.



© Mapbox © OpenStreetMap



Powered by Jia