

Monthly Operations Report



July 2020

The Jia logo, consisting of the word "Jia" in a white, bold, sans-serif font, positioned in the bottom right corner of the page. The background of the entire page is a close-up, high-resolution image of dark brown, roasted coffee beans, which are densely packed and fill the entire frame.

40,200

Total pounds of garbage removed

July's trash haul represents a **+5%** change from June.



Sweeping made up

50%

of all tasks

Hazardous activity made up

19%

of all tasks

Trash activity:

15%

City Services: 1%

Bulk: 4%

Landscaping: 6%

Graffiti: 5%

20,762

Total cleaning tasks completed

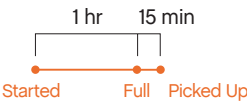
10,436 Sweeping Tasks	50%
3,883 Hazardous Tasks 3,558 Code Brown 306 Needle pickups, 1,334 Needles 19 Vomit	19%
3,184 Trash Bag & Pickup Tasks	15%
1,327 Landscaping Tasks 1,048 Tree Wells 195 Weeding 84 Tree Trimmings	6%
985 Graffiti Tasks	5%
834 Bulk Removal Tasks	4%
113 City Services 91 SF311 Outbound 13 Non-Emergency 9 911 Outbound	1%



Major Task Timelines


Trash Bags

Trash bags filled up in about one hour, and were picked up in 15 minutes.



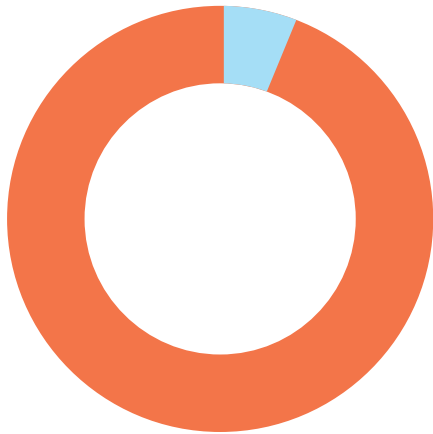
Sweeping

Sweeping tasks were assigned in five hours (when inbound), and completed in about two and a half hours.



Median values are used in timeline visualizations.

Sources



97% of cleaning tasks were created by SOMA West.

3% of tasks were inbound from SF311.

Trash activity is excluded.

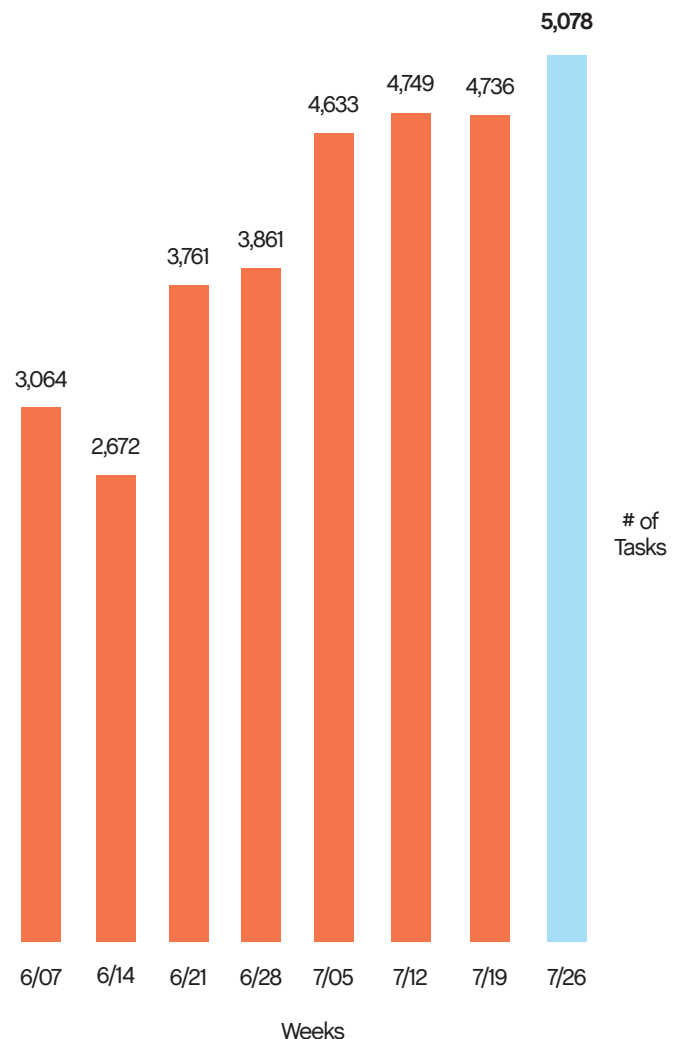
Task Trends

Task activity

increased 53%
month-over-month.

On average, task activity increased by

304 tasks
week-over-week in July.

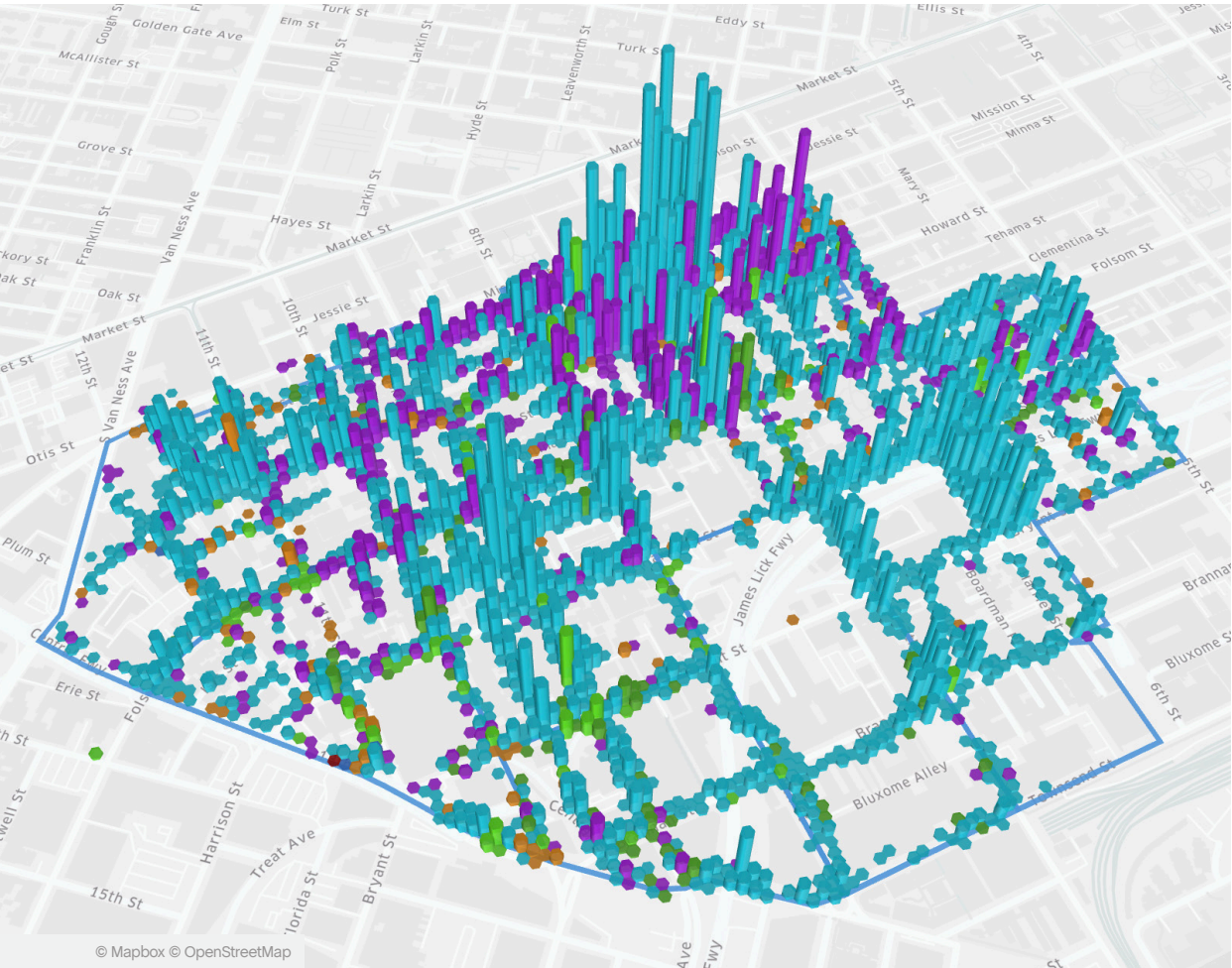


Employee of the Month



Woodrow B.

Woodrow started with SOMA West back in April. Since that time, he has increased his productivity each month by an average of over 100%. You will find Woodrow working in Zone 5, laughing and smiling with the community. Woodrow's hometown is San Francisco and during his off days, he enjoys listening to Jazz, writing and drawing.



Monthly Tasks Map

Key


- Sweep
- Hazardous
- Graffiti
- Landscaping
- Bulk
- SF311 Outbound
- 911 Call
- Non-Emergency

Trash activity is excluded.

District Sweeping



Bulk Collection



District Sweeping




Bulk Collection



Graffiti



Bulk Collection



Graffiti



Landscaping



Graffiti



Hazardous Waste



Grime made up
46%
of all tasks

Trash made up
36%
of all tasks

Code Brown:
16%

Graffiti: 2%

294


Total Power Washing tasks completed

134 Grime Tasks	46%
107 Trash Tasks	36%
48 Code Brown Tasks	16%
5 Graffiti Tasks	2%


Monthly Tasks Map

This heatmap shows Power Washing throughout the month.


July 22, 2020 12:20 AM PDT
Completed by: RLM Clean



July 7, 2020 7:30 AM PDT
Completed by: Metro



July 14, 2020 10:00 PM PDT
Completed by: RLM Clean

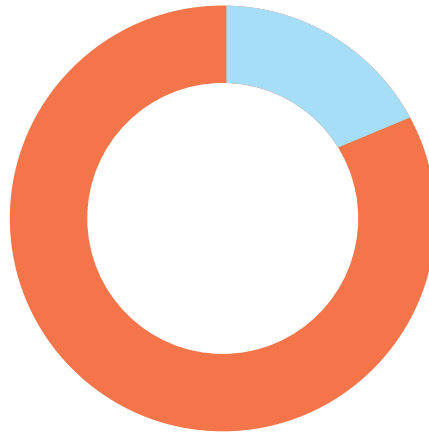


© Mapbox © OpenStreetMap

240

Total Outreach cases addressed

227 Encampment Cases	95%
10 Needles Pickups / Transfers	4%
2 Mental Health Cases	1%
1 Drugs Case	1%



85%

of cases addressed were inbound from SF311.

15% of addressed cases were created from SOMA West.

In order to be considered addressed, a case must have been completed on Jia's platform.





Powered by Jia