

Monthly Operations Report



December 2020

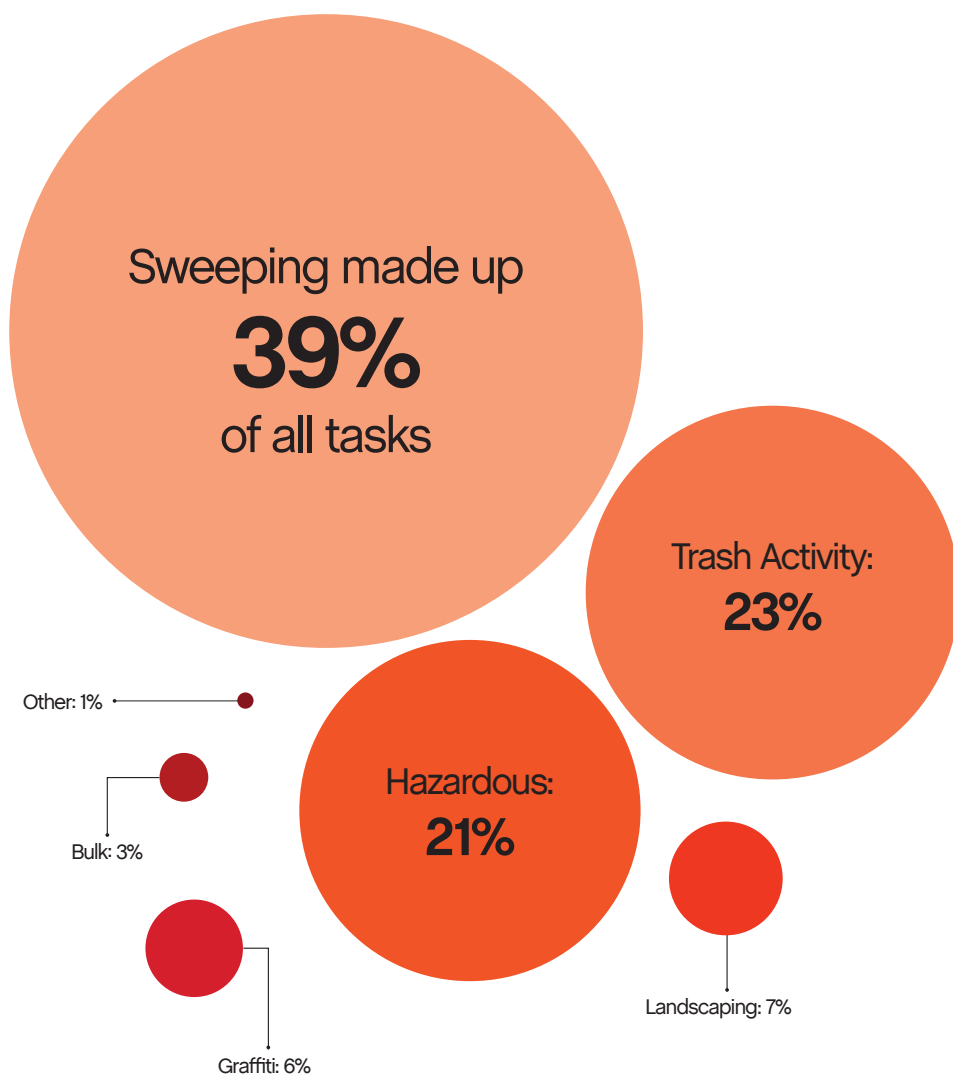

A photograph of a dense forest of evergreen trees heavily covered in snow. The trees are dark green, and the snow is bright white, creating a high-contrast scene. The sky is a clear, bright blue. The image is split into two main sections: the top right and bottom right corners are cut off by a diagonal line, revealing a solid black background where the Jia logo is located.

Jia

54,150

Total pounds of garbage removed

December's trash haul represents a **+19%** increase from November.



18,611

Total cleaning tasks completed

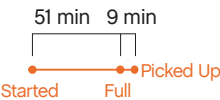
7,251 Sweeping Tasks	39%
4,340 Trash Bag & Pickup Tasks	23%
3,890 Hazardous Tasks 3,637 Code Brown 237 Needle pickups 16 Vomit	21%
1,245 Landscaping Tasks 1,082 Tree Wells 148 Weeding 15 Tree Trimmings	7%
1,045 Graffiti Tasks	6%
643 Bulk Removal Tasks	3%
197 Other 102 SF311 Outbound 88 Dog Stations 4 Non-Emergency 3 911 Outbound	1%



Major Task Timelines


Trash Bags

Trash bags filled up in about one hour, and were picked up in 9 minutes.



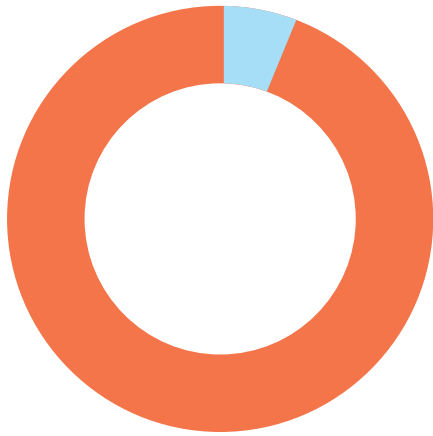
Sweeping

Sweeping tasks were assigned in 6 hours (when inbound), and completed in about one and a half hours.



Median values are used in timeline visualizations.

Sources



97% of cleaning tasks were created by SOMA West.

3% of tasks were inbound from SF311.

Trash activity is excluded.

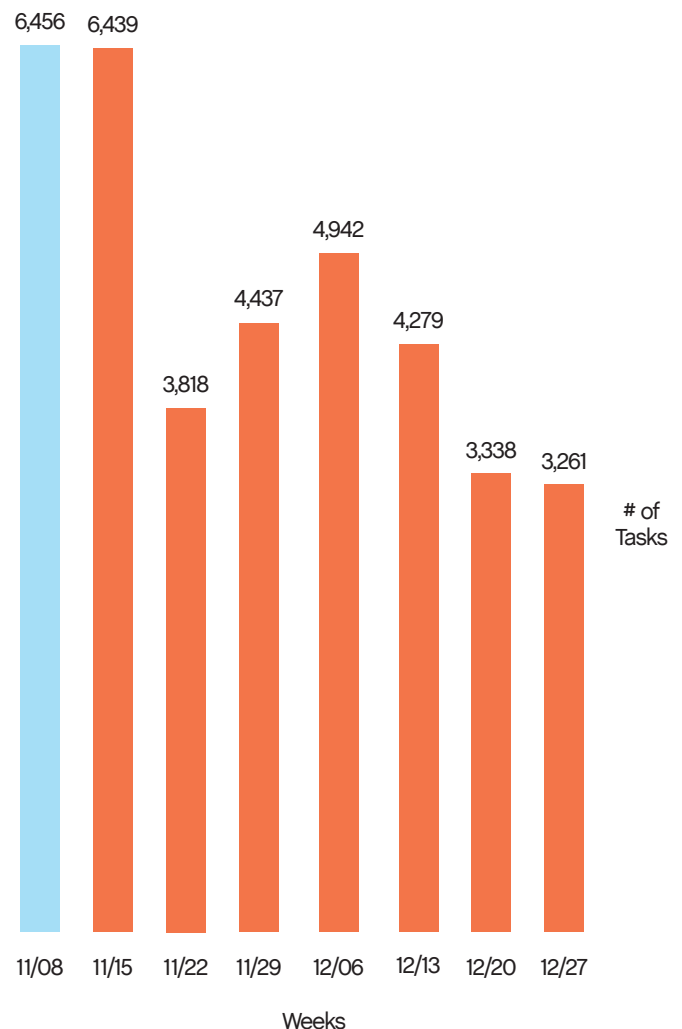
Task Trends

Task activity

decreased 23%
month-over-month.

On average, task activity decreased by

1,118 tasks
week-over-week.



Employee of the Month



Jason DeSilva



Jason started with us part-time and was promoted to full-time within his first 3 months. His work ethic is outstanding and he is always excited to learn new skills. He is our youngest employee but he has already gained the respect of his coworkers, residents and business community. Jason primarily works zone 7, but you can also find him in zones 4 and 5 on occasion. Congratulations to Jason for a job well done!




Monthly Tasks Map

Key

- Sweep
- Hazardous
- Graffiti
- Landscaping
- Bulk
- SF311 Outbound
- 911 Call
- Non-Emergency

Trash activity is excluded.


District Sweeping



Bulk Collection



District Sweeping




Bulk Collection



Graffiti




Bulk Collection




Graffiti



Landscaping



Graffiti



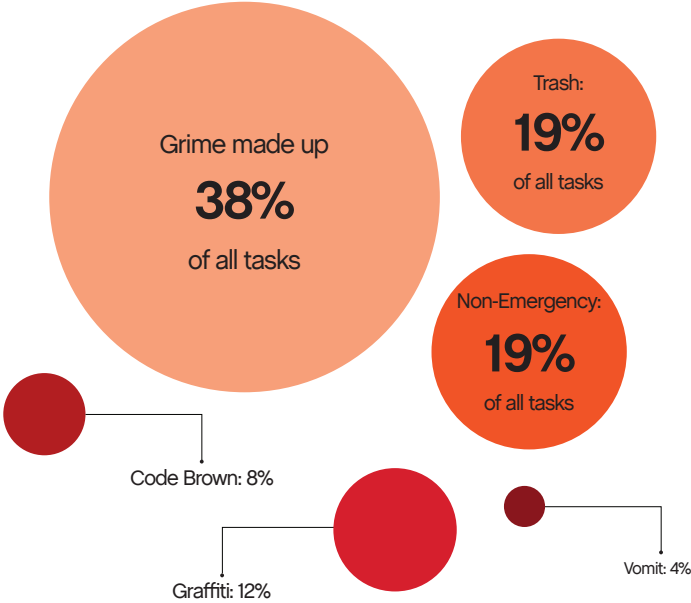
Hazardous Waste



26

Total Power Washing tasks completed

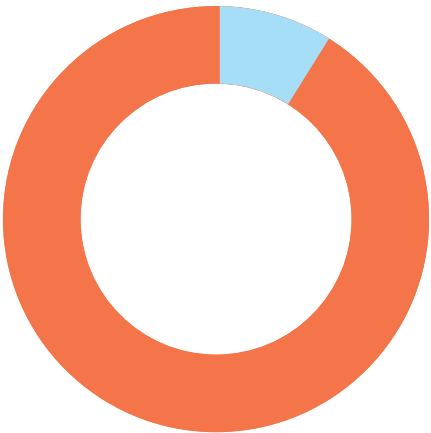
10 Grime Tasks	38%
5 Trash Tasks	19%
5 Non-Emergency	19%
3 Graffiti	12%
2 Code Brown Tasks	8%
1 Vomit Task	4%



119

Total Outreach cases addressed

118 Encampment Cases	99%
1 Needles Pickups / Transfers	1%
0 Drugs Cases	0%
0 Mental Health Cases	0%



97%

of cases addressed were inbound from SF311.

3% of addressed cases were created by SOMA West.

In order to be considered addressed, a case must have been completed on Jia's platform.



© Mapbox © OpenStreetMap



Powered by Jia